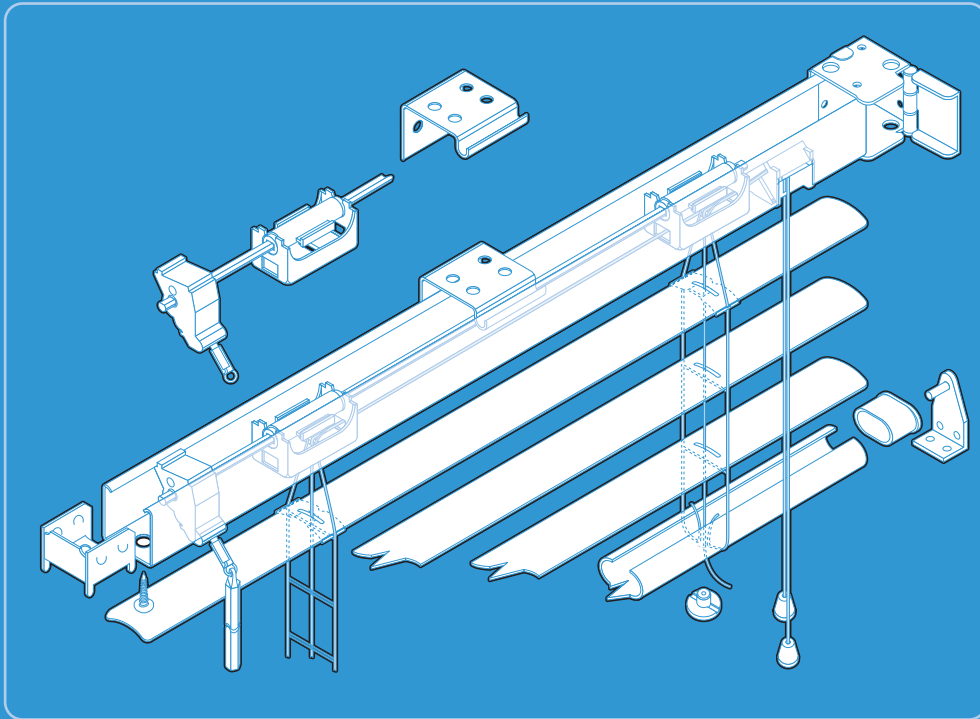


1 INCH / 25 mm

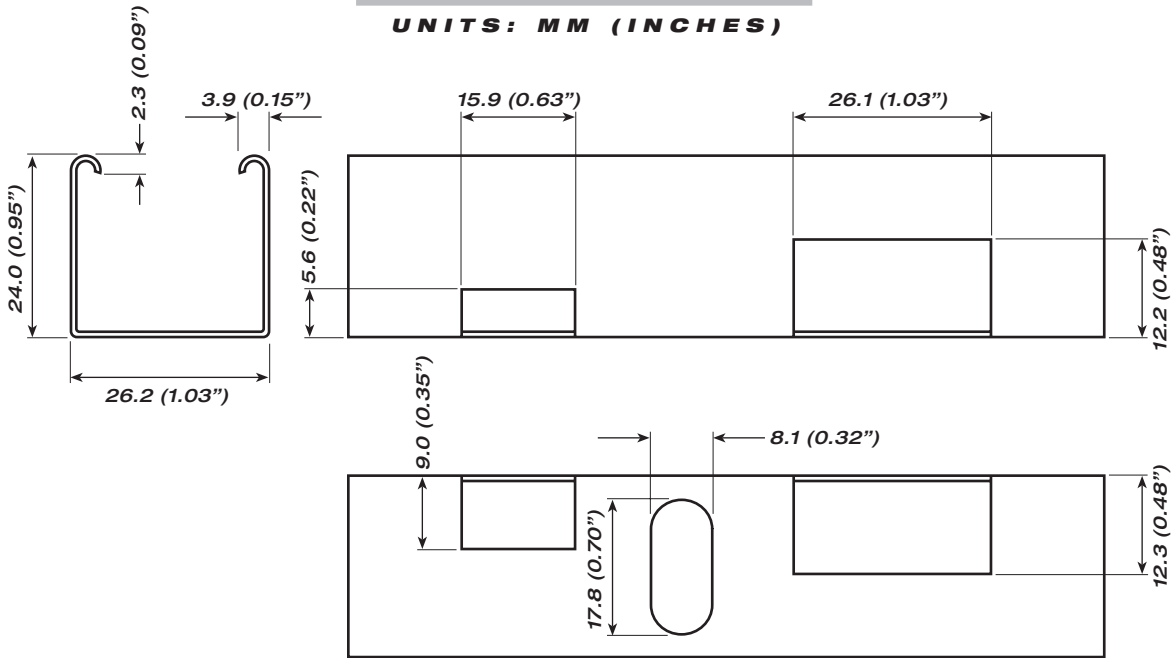
COMPONENTS



VENTANA


1.0 INCH / 25mm
HEAD RAIL
SPECIFICATIONS

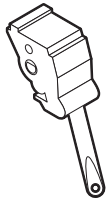
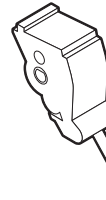
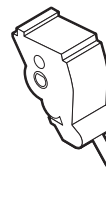
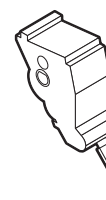
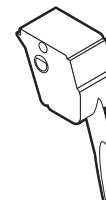
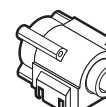

UNITS: MM (INCHES)



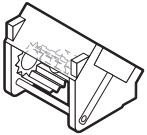
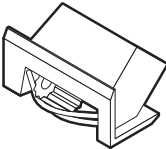

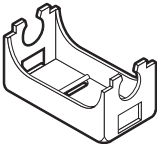
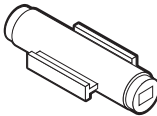
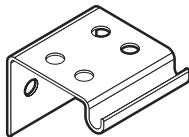
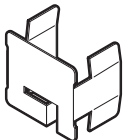
1.0 INCH / 25mm
BOTTOM RAIL
SPECIFICATIONS

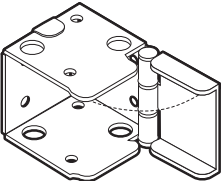
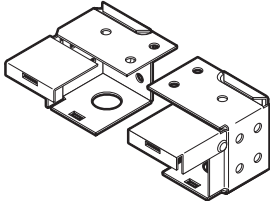
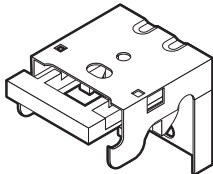
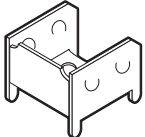
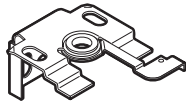

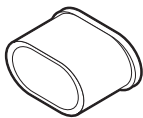
UNITS: MM (INCHES)




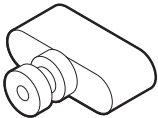
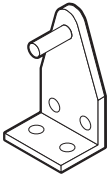
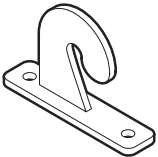

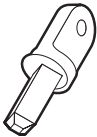

Component	Part Number / Description	Packing Information	
	25101000 / Wand Tilter	<i>Qty/Bag</i>	500
		<i>Qty/Ctn</i>	2,000
		<i>GW</i>	16 kgs.
		<i>CuFt</i>	1.30
	25103000 / Wand Tilter with Zinc Stem	<i>Qty/Bag</i>	500
		<i>Qty/Ctn</i>	2,000
		<i>GW</i>	26 kgs.
		<i>CuFt</i>	1.30
	25103100 / Wand Tilter - Zinc Stem with Worm Gear	<i>Qty/Bag</i>	500
		<i>Qty/Ctn</i>	2,000
		<i>GW</i>	26 kgs.
		<i>CuFt</i>	1.30
	25104000 / Wand Tilter - Zinc Stem with Sleeve and Hook	<i>Qty/Bag</i>	500
		<i>Qty/Ctn</i>	2,000
		<i>GW</i>	29 kgs.
		<i>CuFt</i>	1.30
	25102000 / 1"x 3/4" Tilter	<i>Qty/Bag</i>	500
		<i>Qty/Ctn</i>	2,000
		<i>GW</i>	12.7 kgs.
		<i>CuFt</i>	0.97
	251110000 / Cord Tilter without cord	<i>Qty/Bag</i>	100
		<i>Qty/Ctn</i>	1,000
		<i>GW</i>	13 kgs.
		<i>CuFt</i>	1.78
	25111205 / Cord Tilter with cord	<i>Qty/Bag</i>	100
		<i>Qty/Ctn</i>	1,000
		<i>GW</i>	16 kgs.
		<i>CuFt</i>	1.95

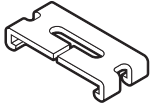
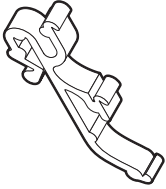







Component	Part Number / Description	Packing Information	
	25201000 / Universal Cordlock	<i>Qty/Bag</i>	500
		<i>Qty/Ctn</i>	2,000
		<i>GW</i>	16.7 kgs.
		<i>CuFt</i>	0.75
	51203000 / Cordlock	<i>Qty/Bag</i>	500
		<i>Qty/Ctn</i>	2,500
		<i>GW</i>	26 kgs.
		<i>CuFt</i>	1.70
	25202000 / Metal Cordlock	<i>Qty/Bag</i>	200
		<i>Qty/Ctn</i>	1,000
		<i>GW</i>	19 kgs.
		<i>CuFt</i>	1.00
	25301000 / Tape Drum Support with Roller	<i>Qty/Bag</i>	500
		<i>Qty/Ctn</i>	5,000
		<i>GW</i>	13.5 kgs.
		<i>CuFt</i>	3.30
	25302000 / Tape Drum	<i>Qty/Bag</i>	1,000
		<i>Qty/Ctn</i>	5,000
		<i>GW</i>	14 kgs.
		<i>CuFt</i>	1.03
	25401000 / Center Support	<i>Qty/Bag</i>	250
		<i>Qty/Ctn</i>	1,000
		<i>GW</i>	13.08 kgs.
		<i>CuFt</i>	0.67
	25402000 / End Brace	<i>Qty/Bag</i>	500
		<i>Qty/Ctn</i>	2,000
		<i>GW</i>	9.02 kgs.
		<i>CuFt</i>	0.84

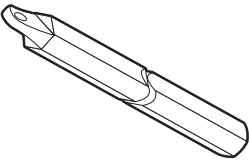
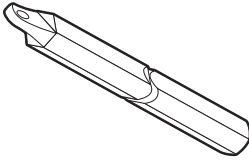
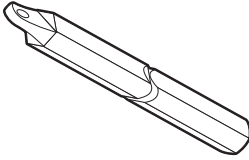
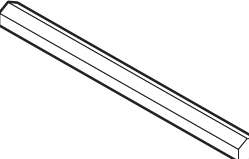
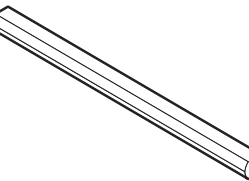
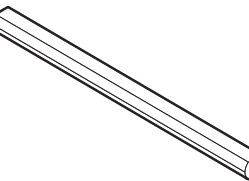
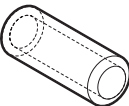
Component	Part Number / Description	Packing Information	
	<p>25403xxx / Installation Bracket - Standard Box</p> <p>000 Zinc Plated 086 Camel 005 Gloss White 112 Alabaster 031 Fawn 125 Cocoa 060 Milk Chocolate 205 White</p>	<p>Qty/Bag 500 Pairs/Ctn 288 GW 15 kgs. CuFt 0.80</p>	
	<p>25414xxx / Installation Brackets, L & R - Standard</p> <p>000 Zinc Plated 086 Camel 005 Gloss White 112 Alabaster 031 Fawn 125 Cocoa 060 Milk Chocolate 205 White</p>	<p>Qty/Bag 500 Qty/Ctn 500 GW 15 kgs. CuFt 0.80</p>	
	<p>25413000 / Installation Bracket with Spring</p>	<p>Qty/Bag 200 Qty/Ctn 1,000 GW 20 kgs. CuFt 1.42</p>	
<p>U.S. Pat # 4,949,926</p>			
	<p>25423000 / Easy Install Bracket</p>	<p>Qty/Bag 500 Qty/Ctn 1,500 GW 19.2 kgs. CuFt 1.27</p>	
<p>U.S. Pat # 5,522,444</p>			
	<p>25433000 / Swivel Installation Bracket for 1"x 1" channel</p>	<p>Qty/Bag 250 Qty/Ctn 1,000 GW 15.77 kgs. CuFt 0.80</p>	
	<p>25510xxx / Bottom Rail Anchor</p> <p>000 Clear 086 Camel 005 Gloss White 112 Alabaster 031 Fawn 125 Cocoa 060 Milk Chocolate 205 White</p>	<p>Qty/Bag 5,000 Qty/Ctn 30,000 GW 10.5 kgs. CuFt 1.38</p>	
	<p>25520xxx /C Bottom Rail End Plug</p> <p>000 Clear 086 Camel 005 Gloss White 112 Alabaster 031 Fawn 125 Cocoa 060 Milk Chocolate 205 White</p>	<p>Qty/Bag 1,000 Qty/Ctn 10,000 GW 15 kgs. CuFt 1.50</p>	


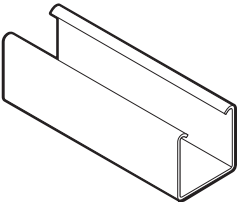
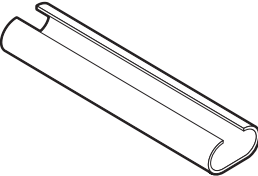
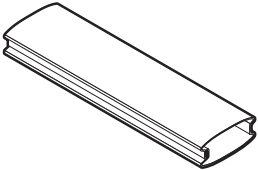


<i>Component</i>	<i>Part Number / Description</i>	<i>Packing Information</i>	
	25530xxx / Bottom Rail End Cap 000 Clear 086 Camel 005 Gloss White 112 Alabaster 031 Fawn 125 Cocoa 060 Milk Chocolate 205 White	Qty/Bag 1,000 Qty/Ctn 10,000 GW 10 kgs. CuFt 1.50	
	25560000 / Bottom Rail End Cap - with Stud	Qty/Bag 500 Qty/Ctn 10,000 GW 11 kgs. CuFt 2.30	
	25630000 / Hold Down Bracket - Plastic	Qty/Bag 2,000 Qty/Ctn 10,000 GW 20.5 kgs. CuFt 2.30	
	25640000 / Hold Down Hook	Qty/Bag 500 Qty/Ctn 19,000 GW 13.5 kgs. CuFt 2.30	
	25700XXX / Tassel 000 Clear 086 Camel 005 Gloss White 112 Alabaster 031 Fawn 125 Cocoa 060 Milk Chocolate 205 White	Qty/Bag 1,000 Qty/Ctn 10,000 GW 12 kgs. CuFt 1.66	
	25710000 / Wand Tip	Qty/Bag 1,000 Qty/Ctn 10,000 GW 8 kgs. CuFt 0.57	
	25720000 / Slat Clip - for Aluminum	Qty/Bag 1,000 Qty/Ctn 50,000 GW 15.5 kgs. CuFt 2.30	

Component	Part Number / Description	Packing Information	
	25721000 / Slat Clip - for Wood	Qty/Bag	1,000
		Qty/Ctn	10,000
		GW	4.6 kgs.
		CuFt	0.82
	25740000 / Valance Clip	Qty/Bag	1,000
		Qty/Ctn	5,000
		GW	11 kgs.
		CuFt	1.42
	25770000 / Metal Buckle	Qty/Bag	5,000
		Qty/Ctn	20,000
		GW	11 kgs.
		CuFt	0.50
	25780000 / Baton Clip	Qty/Bag	5,000
		Qty/Ctn	20,000
		GW	16.4 kgs.
		CuFt	0.50
	25781000 / 1" Hex Drive Screw	Qty/Bag	200
		Qty/Ctn	8,000
		GW	41 kgs.
		CuFt	1.50
	25782000 / 1-1/4" Hex Drive Screw	Qty/Bag	200
		Qty/Ctn	8,000
		GW	42 kgs.
		CuFt	1.60
	25783000 / 1-1/2" Hex Drive Screw	Qty/Bag	200
		Qty/Ctn	8,000
		GW	43 kgs.
		CuFt	1.65

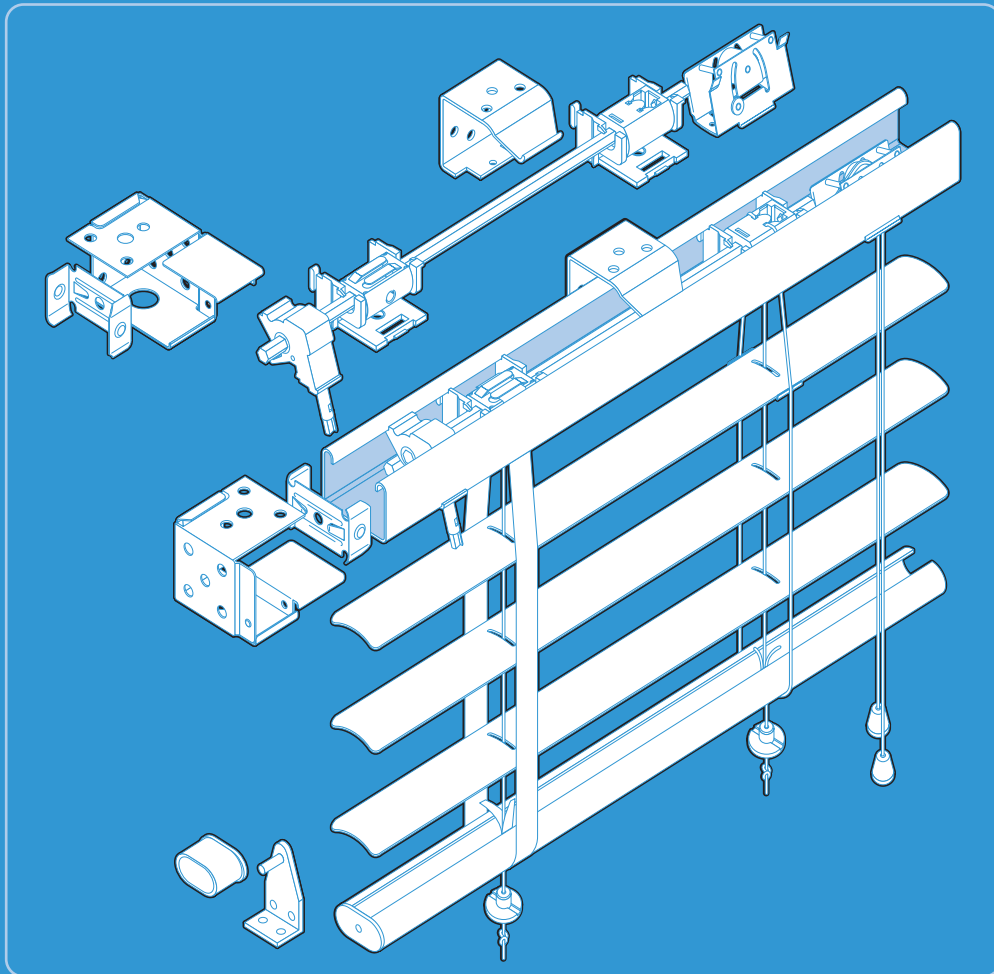


Component	Part Number / Description	Packing Information	
	25790024 / 24"- 8mm Clear Hex Wand	Qty/Bag	50
		Qty/Ctn	400
		GW	9.95 kgs.
		CuFt	0.51
	25790036 / 36"- 8mm Clear Hex Wand	Qty/Bag	50
		Qty/Ctn	400
		GW	14.94 kgs.
		CuFt	0.76
	25790048 / 48"- 8mm Clear Hex Wand	Qty/Bag	50
		Qty/Ctn	400
		GW	19.85 kgs.
		CuFt	1.01
	25790060 / 60"- 8mm Clear Hex Wand	Qty/Bag	50
		Qty/Ctn	200
		GW	12.83 kgs.
		CuFt	0.64
	25810000 / D-Rod - steel	Length	3m/pc
		Qty/Ctn	100
		GW	22 kgs.
		CuFt	0.51
	25820000 / D-Rod - aluminum	Length	3m/pc
		Qty/Ctn	100
		GW	10.5 kgs.
		CuFt	0.51
	25840000 / D-Rod End Stop - Plastic Sleeve	Qty/Bag	200
		Qty/Ctn	20,000
		GW	17.5kgs.
		CuFt	2.38

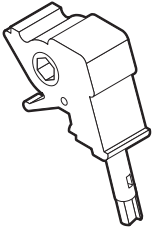
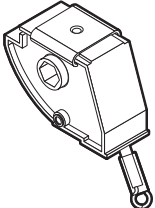
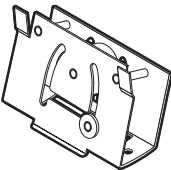
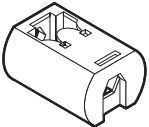
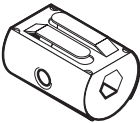
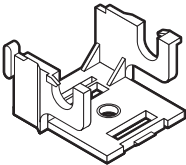
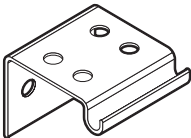
Component	Part Number / Description	Packing Information	
	25841000 / D-Rod End Stop - Metal	Qty/Bag	10,000
		Qty/Ctn	100,000
		GW	16 kgs.
		CuFt	0.50
	25404xxx / Head Rail	Qty/Bag	5m/pc
	000 Zinc 086 Camel 005 Gloss White 112 Alabaster 031 Fawn 125 Cocoa 060 Milk Chocolate 205 White	Qty/Ctn	30
		GW	4.25 kgs.
		CuFt	2.42
	25405205 / "C" Bottom rail	Length	5m/pc
		Qty/Ctn	30
		GW	22 kgs.
		CuFt	1.35
	25415205 / Lock Seam Bottom Rail	Length	5m/pc
		Qty/Ctn	30
		GW	4.25 kgs.
		CuFt	1.87

1.5 INCH / 35mm

COMPONENTS



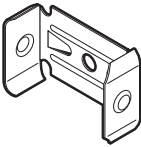
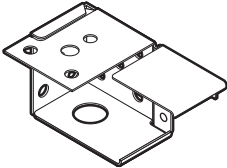
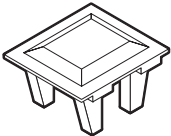
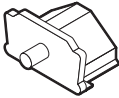



VENTANA

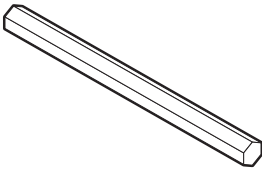

Component	Part Number / Description	Packing Information	
	35101000 / Wand Tilter - Clear	Qty/Bag	200
		Qty/Ctn	1,000
		GW	10 kgs.
		CuFt	0.91
	35102000 / Wand Tilter - with Metal Clip	Qty/Bag	200
		Qty/Ctn	1,000
		GW	14.5 kgs.
		CuFt	1.25
	35201000 / Cord Lock	Qty/Bag	250
		Qty/Ctn	1,000
		GW	24 kgs.
		CuFt	1.10
	35301000 / Tape Drum - Plastic	Qty/Bag	1000
		Qty/Ctn	5,000
		GW	13 kgs.
		CuFt	1.78
	35302000 / Tape Drum - Metal	Qty/Bag	500
		Qty/Ctn	2,000
		GW	16 kgs.
		CuFt	2.00
	35303000 / Tape Drum Support	Qty/Bag	500
		Qty/Ctn	2,500
		GW	15 kgs.
		CuFt	2.70
	35401000 / Center Support	Qty/Bag	500
		Qty/Ctn	500
		GW	13 kgs.
		CuFt	1.00



1.5 INCH / 35 mm

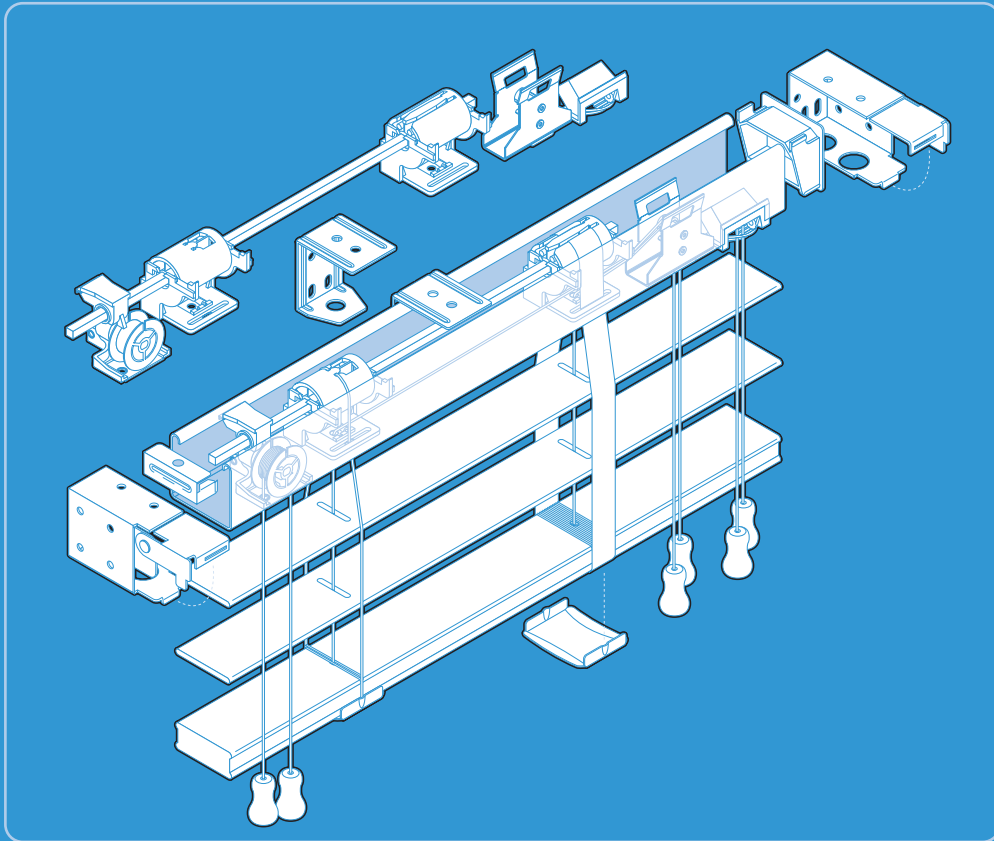
COMPONENTS

Component	Part Number / Description	Packing Information									
	35402000 / End Brace	Qty/Bag	500								
		Qty/Ctn	2,000								
		GW	15 kgs.								
		CuFt	1.50								
	35403xxx / Installation Bracket	Qty/Bag	100								
	<table border="0"> <tr> <td>000 Zinc</td> <td>086 Camel</td> </tr> <tr> <td>005 Gloss White</td> <td>112 Alabaster</td> </tr> <tr> <td>031 Fawn</td> <td>125 Cocoa</td> </tr> <tr> <td>060 Milk Chocolate</td> <td>205 White</td> </tr> </table>	000 Zinc	086 Camel	005 Gloss White	112 Alabaster	031 Fawn	125 Cocoa	060 Milk Chocolate	205 White	Qty/Ctn	300
000 Zinc	086 Camel										
005 Gloss White	112 Alabaster										
031 Fawn	125 Cocoa										
060 Milk Chocolate	205 White										
		GW	31 kgs.								
		CuFt	1.40								
	35510xxx / Bottom Rail Anchor - Square	Qty/Bag	500								
	<table border="0"> <tr> <td>000 Clear</td> <td>086 Camel</td> </tr> <tr> <td>005 Gloss White</td> <td>112 Alabaster</td> </tr> <tr> <td>031 Fawn</td> <td>125 Cocoa</td> </tr> <tr> <td>060 Milk Chocolate</td> <td>205 White</td> </tr> </table>	000 Clear	086 Camel	005 Gloss White	112 Alabaster	031 Fawn	125 Cocoa	060 Milk Chocolate	205 White	Qty/Ctn	25,000
000 Clear	086 Camel										
005 Gloss White	112 Alabaster										
031 Fawn	125 Cocoa										
060 Milk Chocolate	205 White										
		GW	12.5 kgs.								
		CuFt	1.42								
	35520xxx / Bottom Rail End Plug - with post	Qty/Bag	1000								
	<table border="0"> <tr> <td>000 Clear</td> <td>086 Camel</td> </tr> <tr> <td>005 Gloss White</td> <td>112 Alabaster</td> </tr> <tr> <td>031 Fawn</td> <td>125 Cocoa</td> </tr> <tr> <td>060 Milk Chocolate</td> <td>205 White</td> </tr> </table>	000 Clear	086 Camel	005 Gloss White	112 Alabaster	031 Fawn	125 Cocoa	060 Milk Chocolate	205 White	Qty/Ctn	5,000
000 Clear	086 Camel										
005 Gloss White	112 Alabaster										
031 Fawn	125 Cocoa										
060 Milk Chocolate	205 White										
		GW	8.5 kgs.								
		CuFt	1.34								
	35700xxx / Tassel	Qty/Bag	1000								
	<table border="0"> <tr> <td>000 Clear</td> <td>086 Camel</td> </tr> <tr> <td>005 Gloss White</td> <td>112 Alabaster</td> </tr> <tr> <td>031 Fawn</td> <td>125 Cocoa</td> </tr> <tr> <td>060 Milk Chocolate</td> <td>205 White</td> </tr> </table>	000 Clear	086 Camel	005 Gloss White	112 Alabaster	031 Fawn	125 Cocoa	060 Milk Chocolate	205 White	Qty/Ctn	10,000
000 Clear	086 Camel										
005 Gloss White	112 Alabaster										
031 Fawn	125 Cocoa										
060 Milk Chocolate	205 White										
		GW	11 kgs.								
		CuFt	1.42								
	35770000 / Metal Buckle	Qty/Bag	2000								
		Qty/Ctn	20,000								
		GW	9.02 kgs.								
		CuFt	0.35								
	35771000 / Plastic Buckle	Qty/Bag	2,000								
		Qty/Ctn	20,000								
		GW	5.00 kgs.								
		CuFt	0.80								

<i>Component</i>	<i>Part Number / Description</i>	<i>Packing Information</i>	
	<p>35820000 / Tilt Rod for Hex Opening - steel</p>	<p><i>Length</i></p>	<p>3 m/pc</p>
		<p><i>Pcs/Ctn</i></p>	<p>100</p>
		<p><i>GW</i></p>	<p>46 kgs.</p>
		<p><i>CuFt</i></p>	<p>0.70</p>
	<p>35860000 / Hex Rod End Stop</p>	<p><i>Qty/Bag</i></p>	<p>5,000</p>
		<p><i>Qty/Ctn</i></p>	<p>50,000</p>
		<p><i>GW</i></p>	<p>16.6 kgs.</p>
		<p><i>CuFt</i></p>	<p>0.44</p>

1-9/16 INCH / 40mm

COMPONENTS

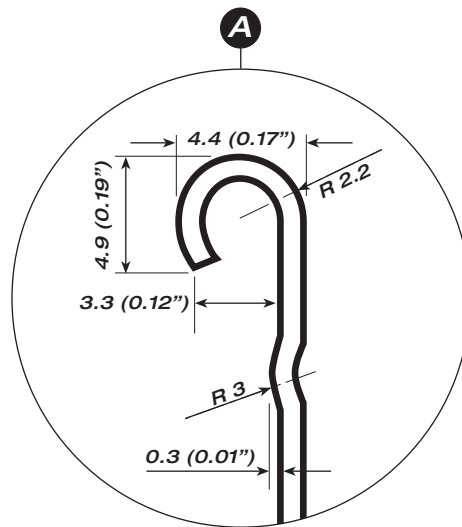
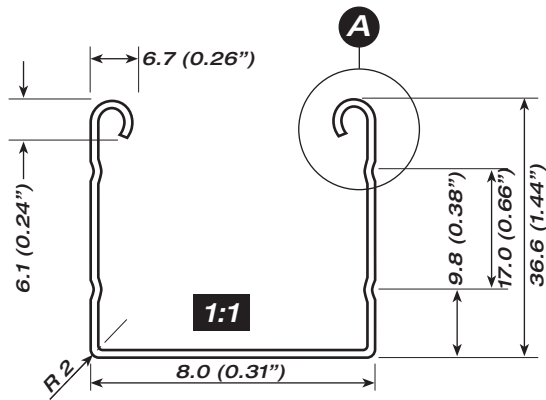


VENTANA

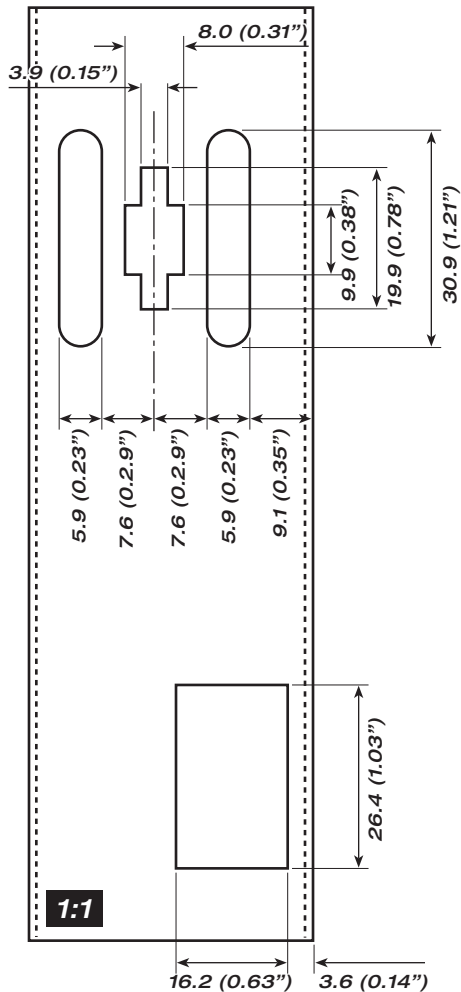


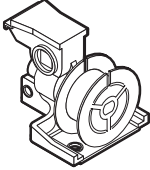
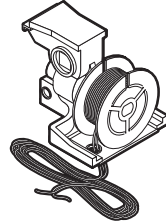
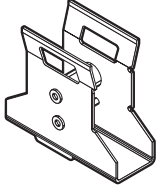
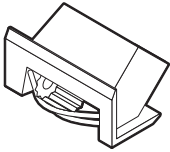
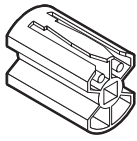
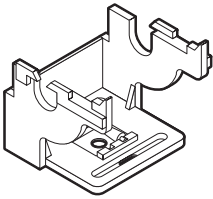
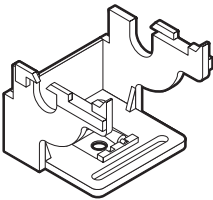
1-9/16 INCH / 40mm
HEAD RAIL
SPECIFICATIONS

UNITS: MM (INCHES)

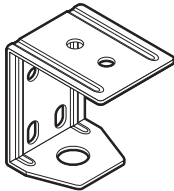
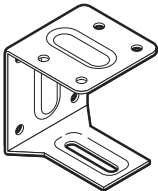
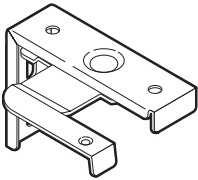
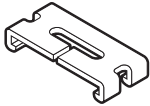

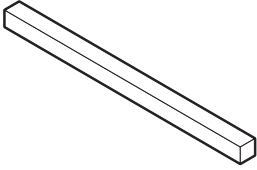
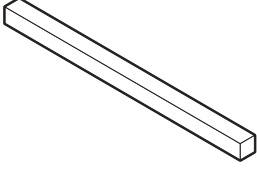


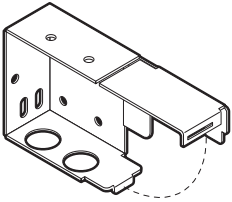
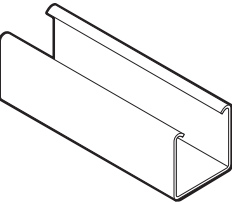
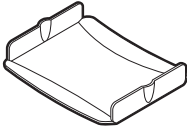
View "A"
 Scale 4:1



Component	Part Number / Description	Packing Information	
	40111000 / Cord Tilter	<i>Qty/Bag</i>	500
		<i>Qty/Ctn</i>	1,000
		<i>GW</i>	29.65 kgs.
		<i>CuFt</i>	1.27
	40111205 / Cord Tilter - with cord	<i>Qty/Ctn</i>	100
		<i>GW</i>	29.65 kgs.
		<i>CuFt</i>	1.27
	40201000 / Cord Lock	<i>Qty/Bag</i>	100
		<i>Qty/Ctn</i>	500
		<i>GW</i>	11.5 kgs.
		<i>CuFt</i>	0.75
	51203000 / Cordlock	<i>Qty/Bag</i>	500
		<i>Qty/Ctn</i>	2,500
		<i>GW</i>	26 kgs.
		<i>CuFt</i>	1.78
	40303000 / Tape Drum	<i>Qty/Bag</i>	500
		<i>Qty/Ctn</i>	2,000
		<i>GW</i>	10 kgs.
		<i>CuFt</i>	1.42
	40304000 / Tape Drum Support Roller on right - string ladder	<i>Qty/Bag</i>	200
		<i>Qty/Ctn</i>	2,000
		<i>GW</i>	1.30 kgs.
		<i>CuFt</i>	3.98
	40304100 / Tape Drum Support Roller on left - string ladder		
	40305000 / Tape Drum Support Roller on right - fabric ladder	<i>Qty/Bag</i>	500
		<i>Qty/Ctn</i>	1,000
		<i>GW</i>	6.80 kgs.
		<i>CuFt</i>	1.21
	40305100 / Tape Drum Support Roller on left - fabric ladder		

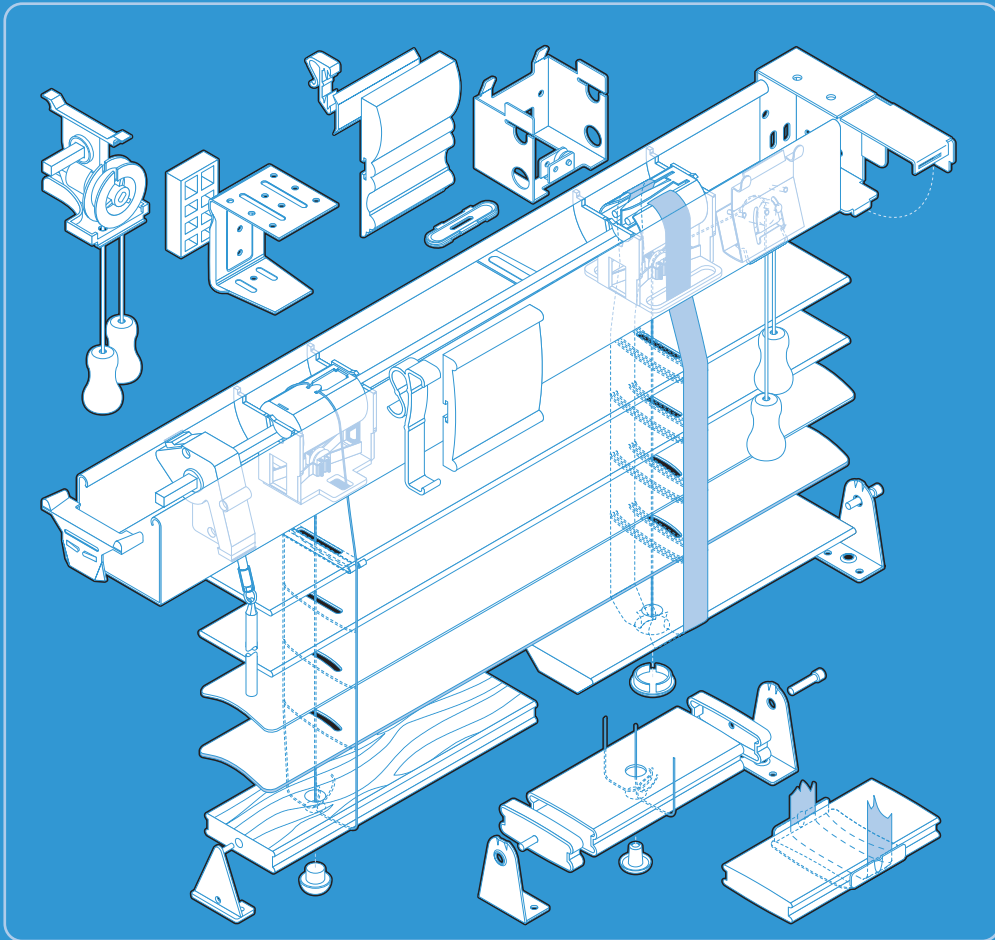


<i>Component</i>	<i>Part Number / Description</i>	<i>Packing Information</i>	
	40401xxx / Center Support - steel 000 Zinc 086 Camel 005 Gloss White 112 Alabaster 031 Fawn 125 Cocoa 060 Milk Chocolate 205 White	Qty/Bag	200
		Qty/Ctn	1,000
		GW	22.4 kgs.
		CuFt	1.08
	40402xxx / Center Support - steel 000 Zinc 086 Camel 005 Gloss White 112 Alabaster 031 Fawn 125 Cocoa 060 Milk Chocolate 205 White	Qty/Bag	200
		Qty/Ctn	1,000
		GW	31.64 kgs.
		CuFt	1.38
	404330000 / Swivel Bracket	Qty/Bag	50
		Qty/Ctn	1,000
		GW	39.33 kgs.
		CuFt	1.69
	40720000 / Slat Clip - for 35mm wood slat	Qty/Bag	1,000
		Qty/Ctn	10,000
		GW	5.5 kgs.
		CuFt	1.08
	40740000 / Head Rail End Plug	Qty/Bag	200
		Qty/Ctn	2,000
		GW	1.3 kgs.
		CuFt	3.66
	40830000 / Square Tilt Rod - steel, 5mm	Length	5 m/pc.
		Pcs/Ctn	25
		GW	23.49 kgs.
		CuFt	0.38
	40831000 / Square Tilt Rod - aluminum, 5mm	Length	5 m/pc.
		Pcs/Ctn	50
		GW	14.5 kgs.
		CuFt	0.35

Component	Part Number / Description	Packing Information
	<p>40403xxx / Box Bracket</p> <p>000 Zinc 005 Gloss White 031 Fawn 060 Milk Chocolate</p> <p>086 Camel 112 Alabaster 125 Cocoa 205 White</p>	<p>Pair/Bag 1 Pairs/Ctn 100 GW 9.21 kgs. CuFt 0.38</p>
	<p>40404xxx / Head Rail</p> <p>000 Zinc 005 Gloss White 031 Fawn 060 Milk Chocolate</p> <p>086 Camel 112 Alabaster 125 Cocoa 205 White</p>	<p>Length 5 m/pc. Qty/Ctn 12 GW 28.35 kgs. CuFt 2.24</p>
	<p>40550xxx / Metal Tape Lock</p> <p>000 Zinc 005 Gloss White 031 Fawn 060 Milk Chocolate</p> <p>086 Camel 112 Alabaster 125 Cocoa 205 White</p>	<p>Qty/Bag 200 Qty/Ctn 2,000 GW 20.44 kgs. CuFt 0.85</p>

2 INCH / 50mm
HIGH PROFILE

COMPONENTS



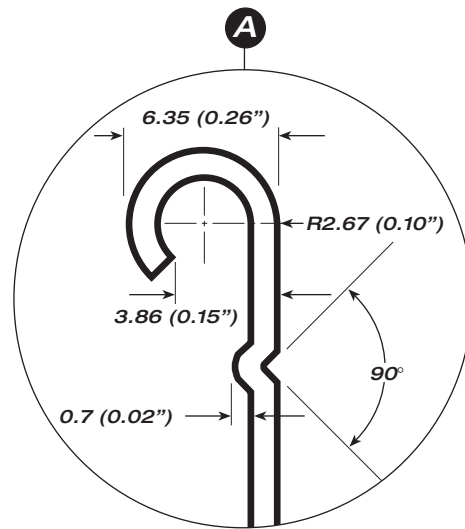
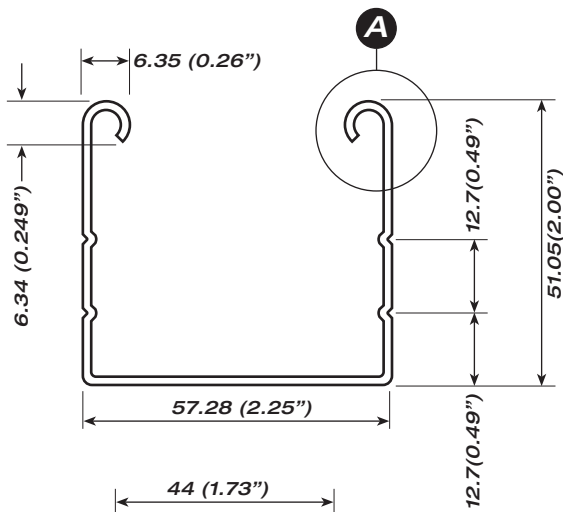
VENTANA



2 INCH / 50mm HIGH PROFILE

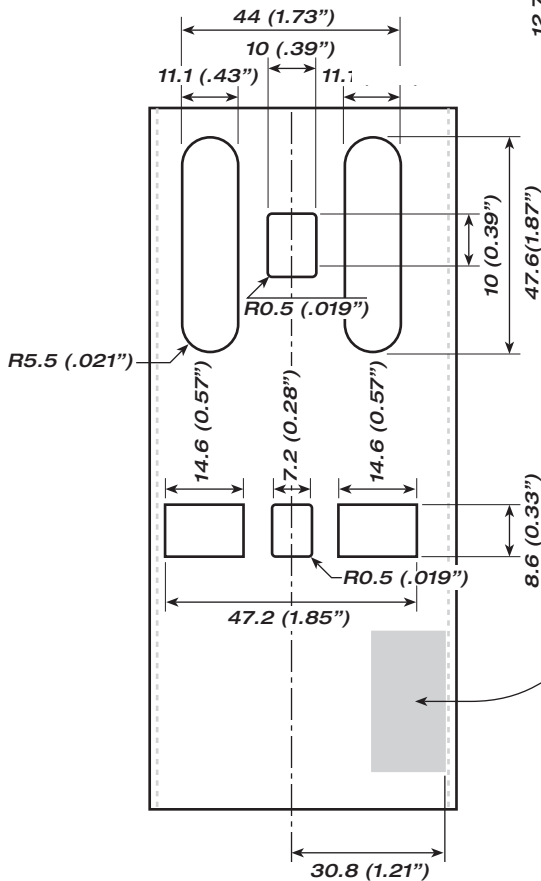
**HEAD RAIL
SPECIFICATIONS**

UNITS: MM (INCHES)

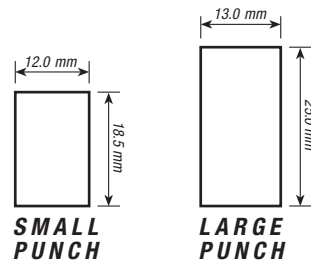


View "A"

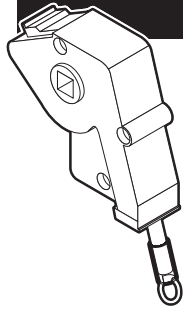
Scale 4:1



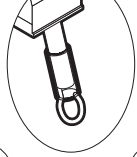
Note: When ordering cord lock and tilter, please specify punch dimensions as indicated below:



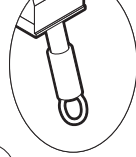
Small Punch: fits hole size 12mm x 19mm



Plastic Stem with sleeve and hook



Zinc Stem with sleeve and hook

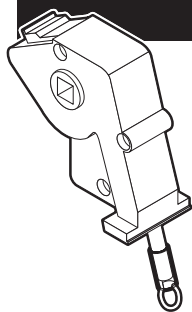


Zinc Loop

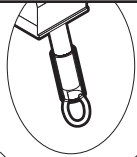


	Plastic Stem with sleeve and hook		Zinc Stem with sleeve and hook		Zinc Loop	
	Plastic Tilt Gear	Zinc Tilt Gear	Plastic Tilt Gear	Zinc Tilt Gear	Plastic Tilt Gear	Zinc Tilt Gear
WHITE	50102111	50102112	50102121	50102122	50102131	50102132
BROWN	50102211	50102212	50102221	50102222	50102231	50102232
CLEAR	50102311	50102312	50102321	50102322	50102331	50102332
	Qty/Bag 100	Qty/Bag 100	Qty/Bag 100	Qty/Bag 100	Qty/Bag 100	Qty/Bag 100
	Qty/Ctn 500	Qty/Ctn 500	Qty/Ctn 500	Qty/Ctn 500	Qty/Ctn 500	Qty/Ctn 500
	GW 11.2 kgs.	GW 13.5 kgs.	GW 16.2 kgs.	GW 18.5 kgs.	GW 16.2 kgs.	GW 19.7 kgs.
	CuFt 1.16	CuFt 1.16	CuFt 1.16	CuFt 1.16	CuFt 1.35	CuFt 1.35

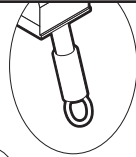
Large Punch: fits hole size 13mm x 26mm



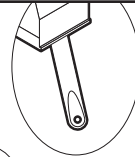
Plastic Stem with sleeve and hook



Zinc Stem with sleeve and hook

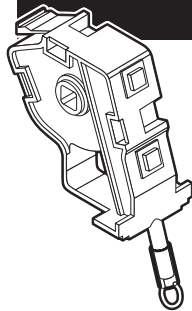


Zinc Loop

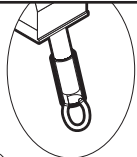


	Plastic Stem with sleeve and hook		Zinc Stem with sleeve and hook		Zinc Loop	
	Plastic Tilt Gear	Zinc Tilt Gear	Plastic Tilt Gear	Zinc Tilt Gear	Plastic Tilt Gear	Zinc Tilt Gear
WHITE	50103111	50103112	50103121	50103122	50103131	50103132
BROWN	50103211	50103212	50103221	50103222	50103231	50103232
CLEAR	50103311	50103312	50103321	50103322	50103331	50103332
	Qty/Bag 100	Qty/Bag 100	Qty/Bag 100	Qty/Bag 100	Qty/Bag 100	Qty/Bag 100
	Qty/Ctn 500	Qty/Ctn 500	Qty/Ctn 500	Qty/Ctn 500	Qty/Ctn 500	Qty/Ctn 500
	GW 11.2 kgs.	GW 13.5 kgs.	GW 16.2 kgs.	GW 18.5 kgs.	GW 16.2 kgs.	GW 19.7 kgs.
	CuFt 1.22	CuFt 1.22	CuFt 1.26	CuFt 1.26	CuFt 1.35	CuFt 1.35

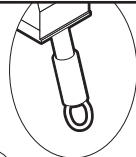
Large & Small Punch: fits hole size 12mm x 19mm / 13mm x 26mm



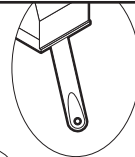
Plastic Stem with sleeve and hook



Zinc Stem with sleeve and hook



Zinc Loop



	Plastic Stem with sleeve and hook		Zinc Stem with sleeve and hook		Zinc Loop	
	Plastic Tilt Gear	Zinc Tilt Gear	Plastic Tilt Gear	Zinc Tilt Gear	Plastic Tilt Gear	Zinc Tilt Gear
WHITE	50101111	50101112	50101121	50101122	50101131	50101132
BROWN	50101211	50101212	50101221	50101222	50101231	50101232
CLEAR	50101311	50101312	50101321	50101322	50101331	50101332
	Qty/Bag 100	Qty/Bag 100	Qty/Bag 100	Qty/Bag 100	Qty/Bag 100	Qty/Bag 100
	Qty/Ctn 500	Qty/Ctn 500	Qty/Ctn 500	Qty/Ctn 500	Qty/Ctn 500	Qty/Ctn 500
	GW 11.2 kgs.	GW 13.5 kgs.	GW 16.2 kgs.	GW 18.5 kgs.	GW 16.2 kgs.	GW 19.7 kgs.
	CuFt 1.35	CuFt 1.35	CuFt 1.35	CuFt 1.35	CuFt 1.35	CuFt 1.35

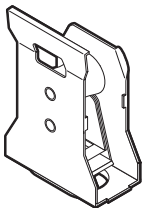
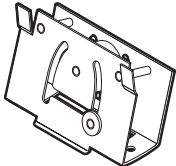
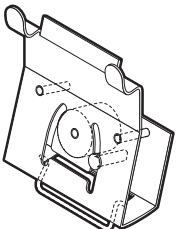
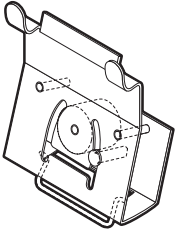
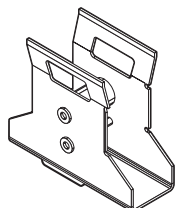
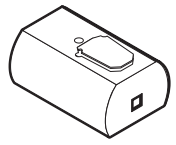
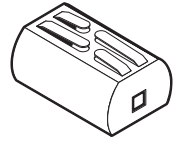
**2.0 INCH / 50 mm
HIGH PROFILE**

COMPONENTS



VENTANA

Component	Part Number / Description	Packing Information	
	<p>50111000 / Cord Tilter - with small punch nylon* tilt gear</p> <p>50111100 / Cord Tilter - with small punch zinc** tilt gear</p>	<p>Qty/Bag Qty/Ctn GW/nylon* GW/zinc** CuFt</p>	<p>50 250 11.7 kgs. 13.6 kgs. 0.85</p>
	<p>50112000 / Cord Tilter - with large punch nylon* tilt gear</p> <p>50112100 / Cord Tilter - with large punch zinc** tilt gear</p>	<p>Qty/Bag Qty/Ctn GW/nylon* GW/zinc** CuFt</p>	<p>50 250 11.7 kgs. 13.6 kgs. 0.85</p>
	<p>50111111 / Locking Cord Tilter - with small punch zinc** tilt gear</p> <p>50111115 / Locking Cord Tilter - with large punch zinc** tilt gear</p>	<p>Qty/Bag Qty/Ctn GW CuFt</p>	<p>50 250 19 kgs. 1.53</p>
	<p>50113205 / Pre-corded Tilter - with small punch, zinc tilt gear, white cord</p>	<p>Qty/Bag Qty/Ctn GW CuFt</p>	<p>50 250 14 kgs. 1.05</p>
	<p>50114205 / Pre-corded Tilter - with large punch, zinc tilt gear, white cord</p>	<p>Qty/Bag Qty/Ctn GW CuFt</p>	<p>50 250 14 kgs. 1.05</p>
	<p>50115004 / Plastic Cord Tilter - with small punch, zinc tilt gear, 4mm opening</p> <p>50115006 / Plastic Cord Tilter - with small punch, zinc tilt gear, 6mm opening</p>	<p>Qty/Bag Qty/Ctn GW CuFt</p>	<p>50 250 14 kgs. 1.05</p>
	<p>50116004 / Plastic Cord Tilter - with large punch, zinc tilt gear, 4mm opening</p> <p>50116006 / Plastic Cord Tilter - with large punch, zinc tilt gear, 6mm opening</p>	<p>Qty/Bag Qty/Ctn GW CuFt</p>	<p>50 250 14 kgs. 1.05</p>

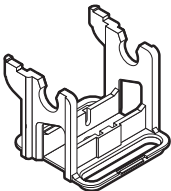
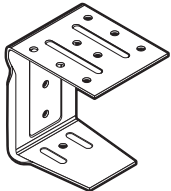
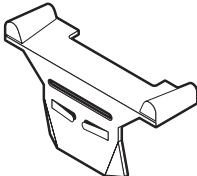
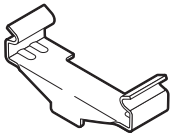
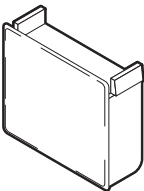
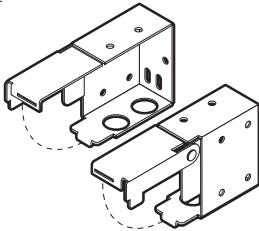
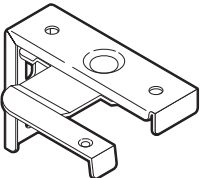
Component	Part Number / Description	Packing Information	
	50201000 / Swivel Cordlock	Qty/Bag	100
		Qty/Ctn	800
		GW	23 kgs.
		CuFt	1.49
	50202000 / Rivet Type Cordlock	Qty/Bag	100
		Qty/Ctn	1,000
		GW	23 kgs.
		CuFt	1.42
	50203000 / Cordlock - Small Punch	Qty/Bag	100
		Qty/Ctn	800
		GW	22 kgs.
		CuFt	1.49
	50204000 / Cordlock - Large Punch	Qty/Bag	100
		Qty/Ctn	800
		GW	22 kgs.
		CuFt	1.49
	51202000 / Swing Cordlock	Qty/Bag	100
		Qty/Ctn	500
		GW	11.5 kgs.
		CuFt	0.75
	50301000 / Metal Tape Drum	Qty/Bag	200
		Qty/Ctn	1,000
		GW	19.4 kgs.
		CuFt	1.85
	50302000 / Metal Tape Drum - for wide tape	Qty/Bag	200
		Qty/Ctn	1,000
		GW	19.45 kgs.
		CuFt	1.85

**2.0 INCH / 50mm
HIGH PROFILE**

COMPONENTS



Component	Part Number / Description	Packing Information	
	50303000 / Plastic Tape Drum <i>U.S. Pat # 5,573,052 / U.S. Pat #6,527,034</i>	Qty/Bag	200
		Qty/Ctn	1,000
		GW	12 kgs.
		CuFt	1.78
	50304000 / Plastic Tape Drum Support - with roller on right <i>U.S. Pat # 5,538,066</i>	Qty/Bag	100
		Qty/Ctn	1,000
		GW	13 kgs.
		CuFt	4.60
	50305000 / Plastic Tape Drum Support <i>for wide tape with roller on right</i> 50305100 / Plastic Tape Drum Support <i>for wide tape with roller on right</i> <i>U.S. Pat # 5,538,066</i>	Qty/Bag	100
		Qty/Ctn	1000
		GW	13.5 kgs.
		CuFt	5.00
	50306000 / Plastic Tape Drum Support - with roller for Privacy & Standard Blinds, roller on right 50306100 / Plastic Tape Drum Support - with roller for Privacy & Standard Blinds, roller on left <i>U.S. Pat # 5,538,066</i>	Qty/Bag	100
		Qty/Ctn	1000
		GW	13.5 kgs.
		CuFt	4.60
	50307000 / Metal Tape Drum - support right 50307100 / Metal Tape Drum - support left <i>U.S. Pat # 5,538,066</i>	Qty/Bag	100
		Qty/Ctn	500
		GW	17.5 kgs.
		CuFt	1.60
	50303204 / Plastic Tape Drum with Shoulder <i>4 mm opening</i> 50303211 / Plastic Tape Drum with Shoulder <i>6 mm opening</i> <i>U.S. Pat # 6,527,034</i>	Qty/Bag	200
		Qty/Ctn	1,000
		GW	12 kgs.
		CuFt	1.94
	50304211 / Plastic Tape Drum Support <i>for string ladder for 50303211</i> <i>U.S. Pat # 5,538,066</i>	Qty/Bag	100
		Qty/Ctn	1,000
		GW	10.5 kgs.
		CuFt	3.90

Component	Part Number / Description	Packing Information									
	<p>50305010 / Plastic Tape Drum Support for wide tape for 50303211</p>	Qty/Bag	100								
		Qty/Ctn	1,000								
		GW	12 kgs.								
		CuFt	4.58								
	<p>50401xxx / Center Support</p> <table border="0"> <tr> <td>000 Zinc</td> <td>086 Camel</td> </tr> <tr> <td>005 Gloss White</td> <td>112 Alabaster</td> </tr> <tr> <td>031 Fawn</td> <td>125 Cocoa</td> </tr> <tr> <td>060 Milk Chocolate</td> <td>205 White</td> </tr> </table>	000 Zinc	086 Camel	005 Gloss White	112 Alabaster	031 Fawn	125 Cocoa	060 Milk Chocolate	205 White	Qty/Bag	100
000 Zinc	086 Camel										
005 Gloss White	112 Alabaster										
031 Fawn	125 Cocoa										
060 Milk Chocolate	205 White										
		Qty/Ctn	400								
		GW	19.65 kgs.								
		CuFt	1.85								
	<p>50402000 / End Brace</p>	Qty/Bag	200								
		Qty/Ctn	1,000								
		GW	10.78 kgs.								
		CuFt	0.87								
	<p>50402005 / End Brace - small</p>	Qty/Bag	200								
		Qty/Ctn	1,000								
		GW	9.47 kgs.								
		CuFt	0.79								
	<p>50804050 / End Plug - plastic</p>	Qty/Bag	100								
		Qty/Ctn	1000								
		GW	12 kgs.								
		CuFt	0.79								
	<p>50403xxx / Installation Bracket</p> <table border="0"> <tr> <td>000 Zinc</td> <td>086 Camel</td> </tr> <tr> <td>005 Gloss White</td> <td>112 Alabaster</td> </tr> <tr> <td>031 Fawn</td> <td>125 Cocoa</td> </tr> <tr> <td>060 Milk Chocolate</td> <td>205 White</td> </tr> </table>	000 Zinc	086 Camel	005 Gloss White	112 Alabaster	031 Fawn	125 Cocoa	060 Milk Chocolate	205 White	Pairs/Bag	1
000 Zinc	086 Camel										
005 Gloss White	112 Alabaster										
031 Fawn	125 Cocoa										
060 Milk Chocolate	205 White										
		Pairs/Ctn	100								
		GW	15.8 kgs.								
		CuFt	0.59								
	<p>50433000 / Swivel Installation Bracket - zinc plated</p>	Qty/Bag	100								
		Qty/Ctn	400								
		GW	21.7 kgs.								
		CuFt	1.10								

**2.0 INCH / 50mm
HIGH PROFILE**

COMPONENTS

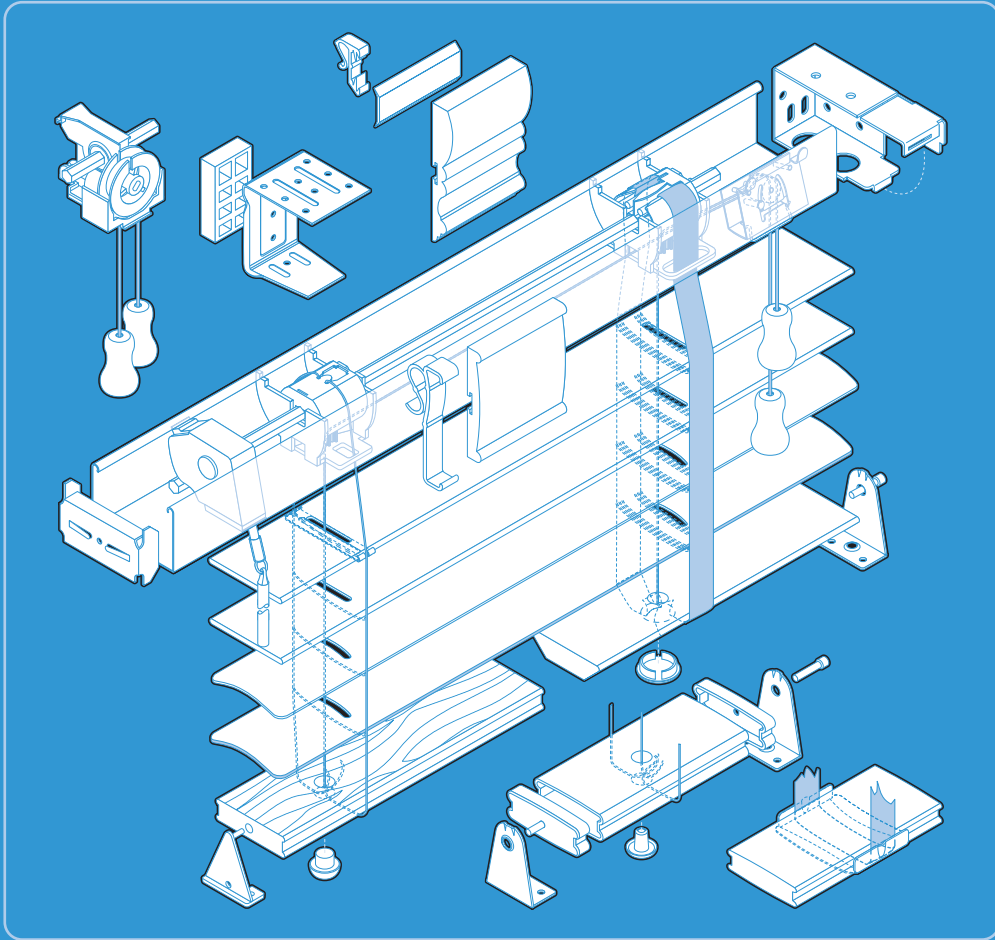


VENTANA

Component	Part Number / Description	Packing Information	
	<p>50404xxx / 2" Head Rail</p> <p>000 Zinc 086 Camel 005 Gloss White 112 Alabaster 031 Fawn 125 Cocoa 060 Milk Chocolate 205 White</p>	<p>Length 5m/pc Qty/Ctn 8 pcs GW 26 kgs. CuFt 2.72</p>	
	<p>50750000 / Spacer</p>	<p>Qty/Bag 2,000 Qty/Ctn 10,000 GW 12 kgs. CuFt 1.42</p>	
	<p>50801000 / Center Stiffner</p>	<p>Qty/Bag 3,000 Qty/Ctn 3,000 GW 18.4 kgs. CuFt 0.69</p>	
	<p>50803000 / Tilt Rod - steel, 6mm</p>	<p>Length 5 m/pc. Pcs/Ctn 20 GW 27.5 kgs. CuFt 0.60</p>	
	<p>50803004 / Tilt Rod - steel, 4mm</p>	<p>Length 5 m/pc. Pcs/Ctn 50 GW 17.7 kgs. CuFt 0.60</p>	

**2 INCH / 50mm
LOW PROFILE**

COMPONENTS

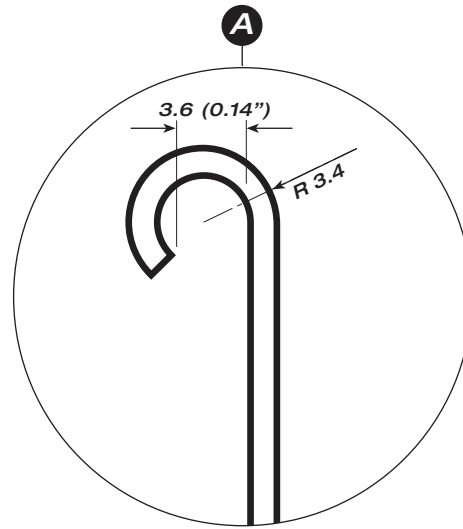
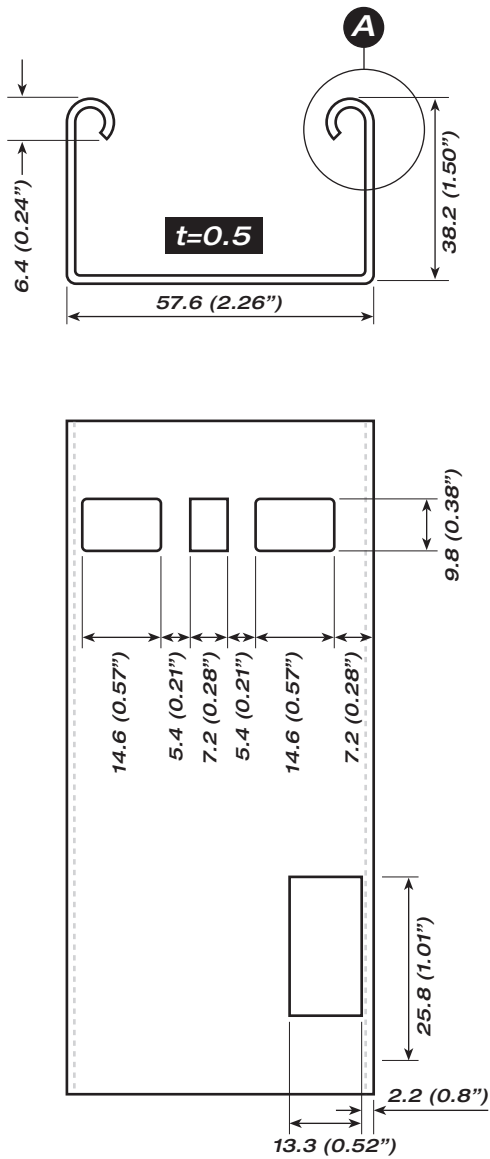


VENTANA

2 INCH / 50mm LOW PROFILE

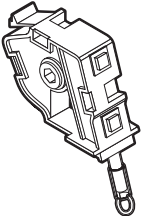
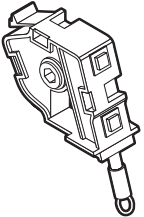
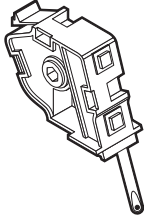
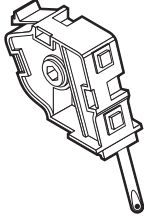
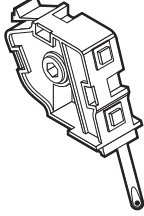
HEAD RAIL
SPECIFICATIONS

UNITS: MM (INCHES)



View "A"

Scale 4:1

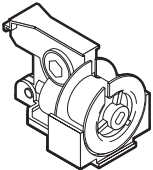
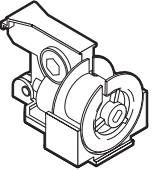

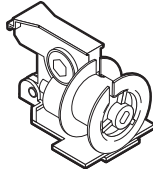
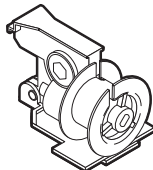

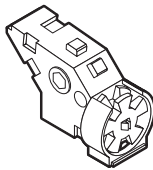
Component	Part Number / Description	Packing Information	
	<p>51101000 / Wand Tilter - white with hook</p> <p>51102000 / Wand Tilter - brown with hook</p> <p>51103000 / Wand Tilter - clear with hook</p>	<p>Qty/Bag</p> <p>Qty/Ctn</p> <p>GW</p> <p>CuFt</p>	<p>100</p> <p>1,000</p> <p>18 kgs.</p> <p>2.13</p>
	<p>51106000 / Wand Tilter - zinc stem with sleeve and hook</p>	<p>Qty/Bag</p> <p>Qty/Ctn</p> <p>GW</p> <p>CuFt</p>	<p>100</p> <p>500</p> <p>14 kgs.</p> <p>1.16</p>
	<p>51104000 / Wand Tilter - plastic tilt gear with zinc loop stem</p>	<p>Qty/Bag</p> <p>Qty/Ctn</p> <p>GW</p> <p>CuFt</p>	<p>100</p> <p>500</p> <p>14 kgs.</p> <p>1.16</p>
	<p>51104100 / Wand Tilter - zinc tilt gear, zinc stem with sleeve and hook</p>	<p>Qty/Bag</p> <p>Qty/Ctn</p> <p>GW</p> <p>CuFt</p>	<p>100</p> <p>500</p> <p>14 kgs.</p> <p>1.16</p>
	<p>51105000 / Wand Tilter - clear loop with zinc stem</p>	<p>Qty/Bag</p> <p>Qty/Ctn</p> <p>GW</p> <p>CuFt</p>	<p>100</p> <p>500</p> <p>14 kgs.</p> <p>1.16</p>

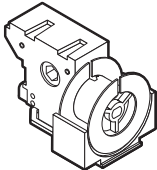
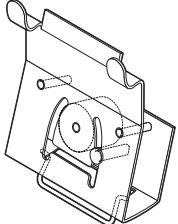
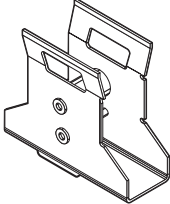
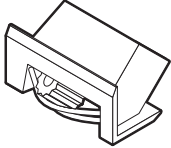
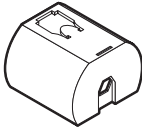
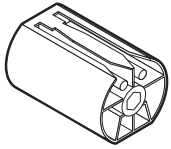
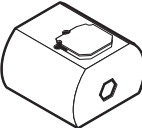
**2.0 INCH / 50mm
LOW PROFILE**

COMPONENTS



VENTANA

Component	Part Number / Description	Packing Information	
	51111000 / Cord Tilter, Saddle Foot - with zinc housing	Qty/Bag	50
		Qty/Ctn	250
		GW	12 kgs.
		CuFt	0.75
	U.S. Pat # RE 37,143		
	51112000 / Cord Tilter, Saddle Foot - with zinc housing and gear	Qty/Bag	50
		Qty/Ctn	250
		GW	14 kgs.
		CuFt	0.75
	U.S. Pat # RE 37,143		
	5111205 / Cord Tilter, Saddle Foot, Pre-Corded - with zinc housing and gear	Qty/Bag	50
		Qty/Ctn	250
		GW	14 kgs.
		CuFt	0.96
	U.S. Pat # RE 37,143		
	51112100 / Cord Tilter, Flat Foot - with zinc gear	Qty/Bag	50
		Qty/Ctn	250
		GW	13.5 kgs.
		CuFt	1.08
	U.S. Pat # RE 37,143		
	51112200 / Cord Tilter, Flat Foot - with plastic gear	Qty/Bag	50
		Qty/Ctn	250
		GW	13.5 kgs.
		CuFt	1.08
	51121205 / Cord Tilter, Flat Foot, Pre-Corded - with zinc housing and gear	Qty/Bag	50
		Qty/Ctn	250
		GW	12 kgs.
		CuFt	1.08
	50113000 / Cord Tilter - plastic	Qty/Bag	100
		Qty/Ctn	1000
		GW	18 kgs.
		CuFt	1.66

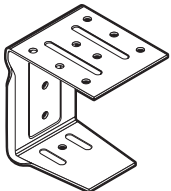
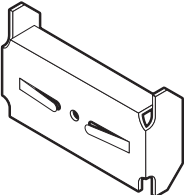
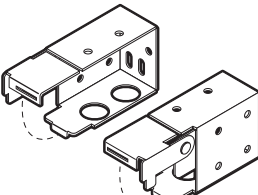
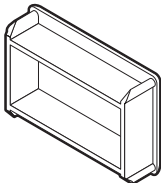
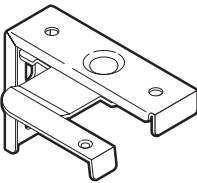
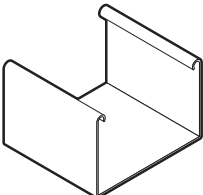

Component	Part Number / Description	Packing Information	
	<p>51114004 / Plastic Cord Tilter- with zinc gear, 4mm opening</p> <p>51114006 / Plastic Cord Tilter- with zinc gear, 6mm opening</p>	<p>Qty/Bag Qty/Ctn GW CuFt</p>	<p>50 250 13.5 kgs. 1.08</p>
	<p>51201000 / Universal Cordlock</p>	<p>Qty/Bag Qty/Ctn GW CuFt</p>	<p>100 500 12 kgs. 0.93</p>
	<p>51202000 / Swing Cordlock</p>	<p>Qty/Bag Qty/Ctn GW CuFt</p>	<p>100 500 11.5 kgs. 0.75</p>
	<p>51203000 / Cordlock</p>	<p>Qty/Bag Qty/Ctn GW CuFt</p>	<p>500 2500 26 kgs. 1.70</p>
	<p>51301000 / Plastic Tape Drum</p>	<p>Qty/Bag Qty/Ctn GW CuFt</p>	<p>100 1000 7 kgs. 1.08</p>
	<p>51302000 / Universal Tape Drum</p>	<p>Qty/Bag Qty/Ctn GW CuFt</p>	<p>100 1,000 12.5 kgs. 1.85</p>
<p>U.S. Pat # 5,538,068 / U.S. Pat # 5,573,052 / U.S. Pat # 6,527,034</p>			
	<p>51303000 / Metal Tape Drum</p>	<p>Qty/Bag Qty/Ctn GW CuFt</p>	<p>200 1,000 12.58 kgs. 1.08</p>

**2.0 INCH / 50mm
LOW PROFILE**



COMPONENTS

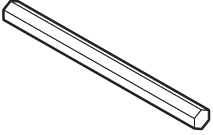
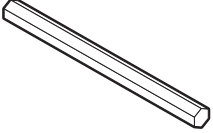
Component	Part Number / Description	Packing Information	
	51304000 / Metal Tape Drum - for wide tape	Qty/Bag 200	Qty/Ctn 1,000
		GW 19.45 kgs.	CuFt 1.85
	51303204 / Plastic Tape Drum - with shoulder, 4mm opening	Qty/Bag 100	Qty/Ctn 1,000
	51303206 / Plastic Tape Drum - with shoulder, 6mm opening	GW 12.5 kgs.	CuFt 1.85
	51308000 / Plastic Tape Drum Support - for string ladder (for 51303204 and 51303206)	Qty/Bag 100	Qty/Ctn 1,000
		GW 9 kgs.	CuFt 2.93
	51309000 / Plastic Tape Drum Support - for wide tape (for 51303204 and 51303206)	Qty/Bag 100	Qty/Ctn 1,000
		GW 9 kgs.	CuFt 2.93
	51305000 / Plastic Tape Drum Support - with roller on right	Qty/Bag 100	Qty/Ctn 1,000
	51305100 / Plastic Tape Drum Support - with roller on left	GW 9 kgs.	CuFt 2.93
	U.S. Pat # 5,538,066		
	51306000 / Plastic Tape Drum Support - with roller for Privacy & Standard Blinds, roller on right	Qty/Bag 100	Qty/Ctn 1000
	51306100 / Plastic Tape Drum Support - with roller for Privacy & Standard Blinds, roller on left	GW 10 kgs.	CuFt 2.93
	U.S. Pat #D438,045		
	51307000 / Plastic Tape Drum Support for wide tape, roller on right	Qty/Bag 100	Qty/Ctn 1000
	51307100 / Plastic Tape Drum Support for wide tape, roller on right	GW 10.5 kgs.	CuFt 3.98
	U.S. Pat #5,538,066		

Component	Part Number / Description	Packing Information
	<p>51401xxx / Center Support</p> <p>000 Zinc 086 Camel 005 Gloss White 112 Alabaster 031 Fawn 125 Cocoa 060 Milk Chocolate 205 White</p>	<p>Qty/Bag 100 Qty/Ctn 400 GW 18.11 kgs. CuFt 1.29</p>
	<p>51402000 / End Brace</p>	<p>Qty/Bag 200 Qty/Ctn 1000 GW 18.46 kgs. CuFt 0.83</p>
	<p>51403xxx / Installation Bracket</p> <p>000 Zinc 086 Camel 005 Gloss White 112 Alabaster 031 Fawn 125 Cocoa 060 Milk Chocolate 205 White</p>	<p>Pairs/Bag 1 Pairs/Ctn 100 GW 12.38 kgs. CuFt 0.50</p>
	<p>51405000 / End Plug</p>	<p>Qty/Bag 200 Qty/Ctn 1000 GW 7.50 kgs. CuFt 1.85</p>
	<p>51433000 / Swivel Installation Bracket</p>	<p>Qty/Bag 100 Qty/Ctn 400 GW 21.70 kgs. CuFt 1.10</p>
	<p>51404xxx / Low Profile Head Rail</p> <p>000 Zinc 086 Camel 005 Gloss White 112 Alabaster 031 Fawn 125 Cocoa 060 Milk Chocolate 205 White</p>	<p>Length 5m/pc Qty/Ctn 8 pcs GW 22.7 kgs. CuFt 1.95</p>
	<p>51860000 / Metal Hex Rod End Stop</p>	<p>Qty/Bag 10,000 Qty/Ctn 100,000 GW 16 kgs. CuFt 0.50</p>

**2.0 INCH / 50mm
LOW PROFILE**

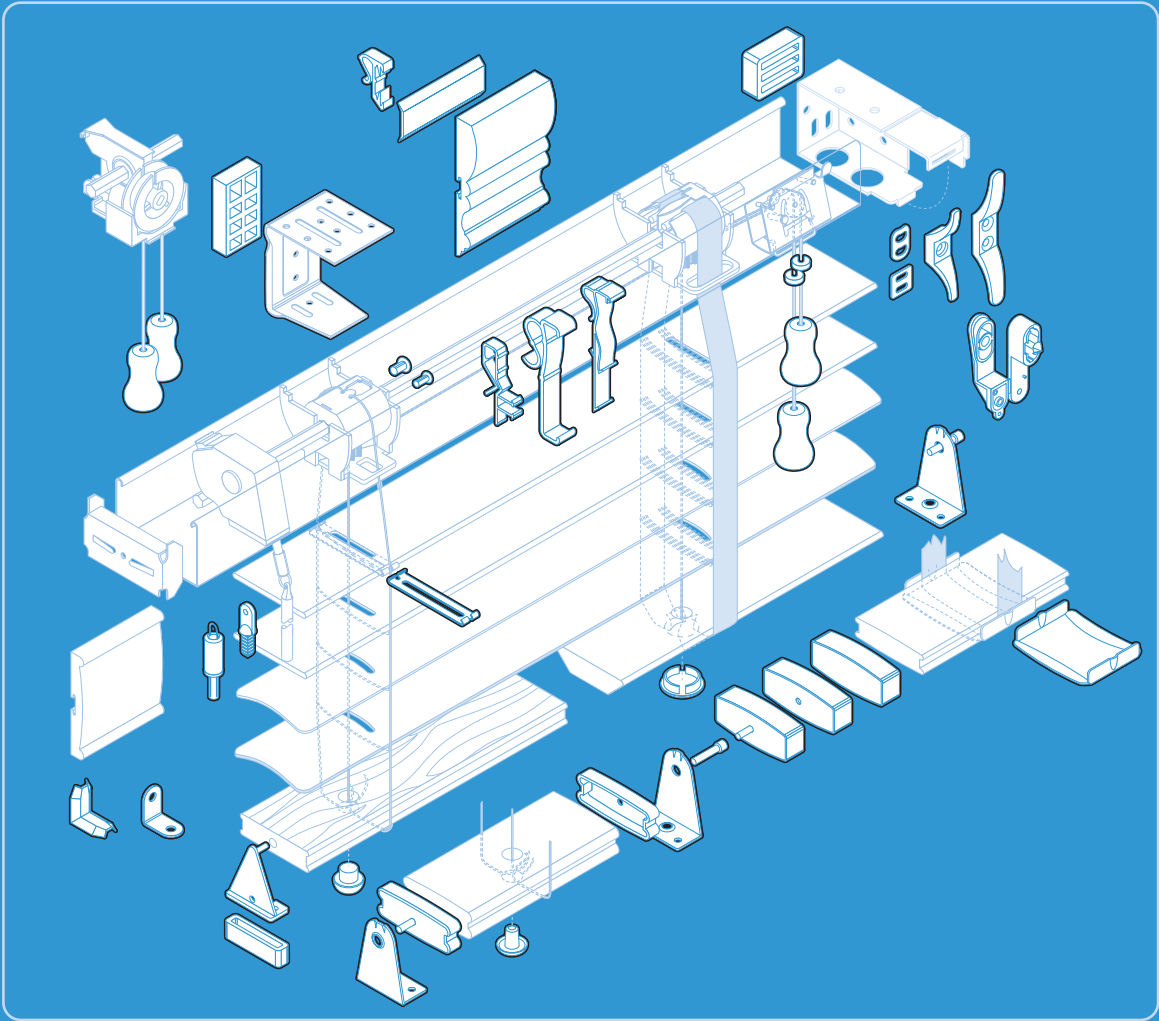


COMPONENTS

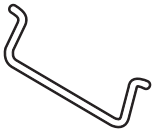
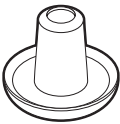
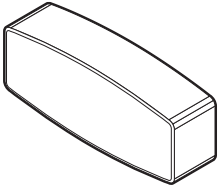
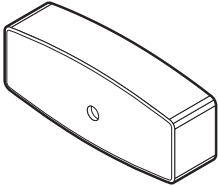
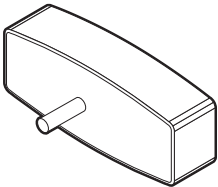
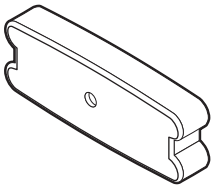
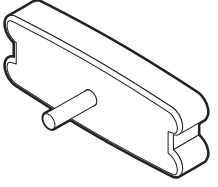
<i>Component</i>	<i>Part Number / Description</i>	<i>Packing Information</i>	
	35820000 / Tilt Rod - steel, for hex opening, 6mm	Length	3 m/pc
		Pcs/Ctn	25
		GW	15.75 kgs.
		CuFt	0.55
	35820004 / Tilt Rod - steel, for hex opening, 4mm	Length	3 m/pc
		Pcs/Ctn	50
		GW	5.96 kgs.
		CuFt	0.52

2 INCH / 50 mm


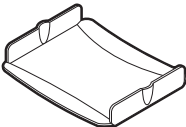

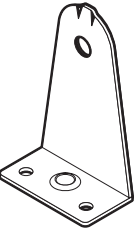
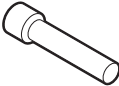

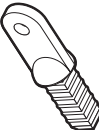
ACCESSORY COMPONENTS


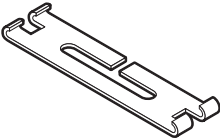

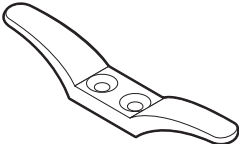





VENTANA


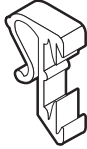
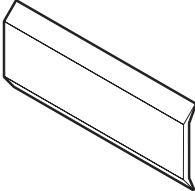


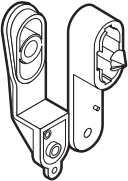

Component	Part Number / Description	Packing Information									
	50210000 / Metal Cord Separator	<i>Qty/Bag</i>	1,000								
		<i>Qty/Ctn</i>	40,000								
		<i>GW</i>	17 kgs.								
		<i>CuFt</i>	0.90								
	50510000 / Bottom Rail Anchor	<i>Qty/Bag</i>	3,000								
		<i>Qty/Ctn</i>	30,000								
		<i>GW</i>	10 kgs.								
		<i>CuFt</i>	1.79								
	50530xxx / Bottom Rail End Cap	<i>Qty/Bag</i>	500								
	<table border="0"> <tr> <td>000 Clear</td> <td>086 Camel</td> </tr> <tr> <td>005 Gloss White</td> <td>112 Alabaster</td> </tr> <tr> <td>031 Fawn</td> <td>125 Cocoa</td> </tr> <tr> <td>060 Milk Chocolate</td> <td>205 White</td> </tr> </table>	000 Clear	086 Camel	005 Gloss White	112 Alabaster	031 Fawn	125 Cocoa	060 Milk Chocolate	205 White	<i>Qty/Ctn</i>	5,000
000 Clear	086 Camel										
005 Gloss White	112 Alabaster										
031 Fawn	125 Cocoa										
060 Milk Chocolate	205 White										
		<i>GW</i>	14.5 kgs.								
		<i>CuFt</i>	3.62								
	50531xxx / Bottom Rail End Cap - With Hole	<i>Qty/Bag</i>	500								
	<table border="0"> <tr> <td>000 Clear</td> <td>086 Camel</td> </tr> <tr> <td>005 Gloss White</td> <td>112 Alabaster</td> </tr> <tr> <td>031 Fawn</td> <td>125 Cocoa</td> </tr> <tr> <td>060 Milk Chocolate</td> <td>205 White</td> </tr> </table>	000 Clear	086 Camel	005 Gloss White	112 Alabaster	031 Fawn	125 Cocoa	060 Milk Chocolate	205 White	<i>Qty/Ctn</i>	5,000
000 Clear	086 Camel										
005 Gloss White	112 Alabaster										
031 Fawn	125 Cocoa										
060 Milk Chocolate	205 White										
		<i>GW</i>	14.5 kgs.								
		<i>CuFt</i>	3.62								
	50532xxx / Bottom Rail End Cap - With Post	<i>Qty/Bag</i>	500								
	<table border="0"> <tr> <td>000 Clear</td> <td>086 Camel</td> </tr> <tr> <td>005 Gloss White</td> <td>112 Alabaster</td> </tr> <tr> <td>031 Fawn</td> <td>125 Cocoa</td> </tr> <tr> <td>060 Milk Chocolate</td> <td>205 White</td> </tr> </table>	000 Clear	086 Camel	005 Gloss White	112 Alabaster	031 Fawn	125 Cocoa	060 Milk Chocolate	205 White	<i>Qty/Ctn</i>	5,000
000 Clear	086 Camel										
005 Gloss White	112 Alabaster										
031 Fawn	125 Cocoa										
060 Milk Chocolate	205 White										
		<i>GW</i>	14.5 kgs.								
		<i>CuFt</i>	3.62								
	50521xxx / Bottom Rail End Cap - With Hole	<i>Qty/Bag</i>	500								
	<table border="0"> <tr> <td>000 Clear</td> <td>086 Camel</td> </tr> <tr> <td>005 Gloss White</td> <td>112 Alabaster</td> </tr> <tr> <td>031 Fawn</td> <td>125 Cocoa</td> </tr> <tr> <td>060 Milk Chocolate</td> <td>205 White</td> </tr> </table>	000 Clear	086 Camel	005 Gloss White	112 Alabaster	031 Fawn	125 Cocoa	060 Milk Chocolate	205 White	<i>Qty/Ctn</i>	5,000
000 Clear	086 Camel										
005 Gloss White	112 Alabaster										
031 Fawn	125 Cocoa										
060 Milk Chocolate	205 White										
		<i>GW</i>	14.5 kgs.								
		<i>CuFt</i>	3.62								
	50522xxx / Bottom Rail End Cap - With Post	<i>Qty/Bag</i>	500								
	<table border="0"> <tr> <td>000 Clear</td> <td>086 Camel</td> </tr> <tr> <td>005 Gloss White</td> <td>112 Alabaster</td> </tr> <tr> <td>031 Fawn</td> <td>125 Cocoa</td> </tr> <tr> <td>060 Milk Chocolate</td> <td>205 White</td> </tr> </table>	000 Clear	086 Camel	005 Gloss White	112 Alabaster	031 Fawn	125 Cocoa	060 Milk Chocolate	205 White	<i>Qty/Ctn</i>	5,000
000 Clear	086 Camel										
005 Gloss White	112 Alabaster										
031 Fawn	125 Cocoa										
060 Milk Chocolate	205 White										
		<i>GW</i>	14.5 kgs.								
		<i>CuFt</i>	3.62								


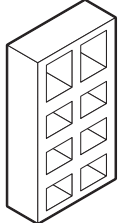



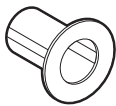
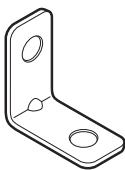


Component	Part Number / Description	Packing Information	
	<p>50540xxx / Bottom Rail Plastic Button</p> <p>000 Clear 086 Camel 005 Gloss White 112 Alabaster 031 Fawn 125 Cocoa 060 Milk Chocolate 205 White</p>	Qty/Bag	2,000
		Qty/Ctn	10,000
		GW	13.5 kgs.
		CuFt	1.66
	<p>50550xxx / Metal Tape Lock</p> <p>000 Zinc 086 Camel 005 Gloss White 112 Alabaster 031 Fawn 125 Cocoa 060 Milk Chocolate 205 White</p>	Qty/Bag	250
		Qty/Ctn	1000
		GW	19 kgs.
		CuFt	1.22
	<p>50613200 / 32mm Hold Down Bracket - zinc plated</p>	Qty/Bag	1000
		Qty/Ctn	2000
		GW	20kgs.
		CuFt	0.91
	<p>50614000 / 40mm Hold Down Bracket - zinc plated</p>	Qty/Bag	1000
		Qty/Ctn	2000
		GW	20kgs.
		CuFt	0.91
	<p>50620000 / Hold Down Bracket Pin</p>	Qty/Bag	5000
		Qty/Ctn	10,000
		GW	30 kgs.
		CuFt	0.33
	<p>50630000 / Hold Down Bracket - clear plastic</p>	Qty/Bag	500
		Qty/Ctn	5,000
		GW	13 kgs.
		CuFt	1.78
	<p>50710000 / Wand Tip</p>	Qty/Bag	1000
		Qty/Ctn	10,000
		GW	8.8 kgs.
		CuFt	1.00

Component	Part Number / Description	Packing Information	
	50711000 / Wand Assembly Kit - with wire hook	Qty/Bag	1000
		Qty/Ctn	10,000
		GW	21 kgs.
		CuFt	1.30
	50720000 / Slat Clip	Qty/Bag	1,000
		Qty/Ctn	10,000
		GW	8 kgs.
		CuFt	1.58
	50730000 / Small Cleat	Qty/Bag	500
		Qty/Ctn	4,000
		GW	12 kgs.
		CuFt	1.08
	50731000 / Large Cleat	Qty/Bag	50
		Qty/Ctn	3,000
		GW	13.5 kgs.
		CuFt	1.27
	50740025 / Valance Clip - 2.5 in.	Qty/Bag	500
		Qty/Ctn	3,000
		GW	10.5 kgs.
		CuFt	1.80
	50740030 / Valance Clip - 3.0 in.	Qty/Bag	500
		Qty/Ctn	3,000
		GW	14 kgs.
		CuFt	2.41
	50740032 / Valance Clip - 3.25 in.	Qty/Bag	500
		Qty/Ctn	3,000
		GW	10.5 kgs.
		CuFt	1.80



Component	Part Number / Description	Packing Information	
	50741000 / Hidden Valance Clip	Qty/Bag	1000
		Qty/Ctn	10,000
		GW	17 kgs.
		CuFt	2.46
	50742000 / Small Valance Clip	Qty/Bag	1000
		Qty/Ctn	10,000
		GW	13 kgs.
		CuFt	1.20
	50743000 / Extrusion - for small valance clip	Qty/Bag	500
		Qty/Ctn	5,000
		GW	21 kgs.
		CuFt	2.30
	50744000 / Valance - for 2 inch PVC slats	Qty/Bag	1,000
		Qty/Ctn	4,000
		GW	10 kgs.
		CuFt	2.20
	50772000 / Safety Cord Stops	Qty/Bag	1,000
		Qty/Ctn	150,000
		GW	23 kgs.
		CuFt	1.65
	50732000 / Cord Loop Bracket	Qty/Bag	200
		Qty/Ctn	2,000
		GW	10.6 kgs.
		CuFt	1.70
	50760000 / Small Spacer Block	Qty/Bag	1,000
		Qty/Ctn	6,000
		GW	14 kgs.
		CuFt	1.34

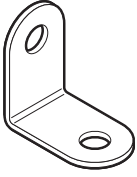
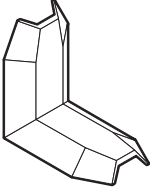

Component	Part Number / Description	Packing Information	
	50761000 / Medium Spacer Block	Qty/Bag	500
		Qty/Ctn	3,000
		GW	14.5 kgs.
		CuFt	1.78
	50762000 / Large Spacer Block	Qty/Bag	500
		Qty/Ctn	3,000
		GW	18 kgs.
		CuFt	2.41
	50770000 / Cord Equalizer - metal	Qty/Bag	5,000
		Qty/Ctn	40,000
		GW	21 kgs.
		CuFt	2.00
	50771000 / Cord Equalizer - plastic	Qty/Bag	20,000
		Qty/Ctn	20,000
		GW	6 kgs.
		CuFt	0.50
	50802000 / Barb - size: 3mm x 8mm	Qty/Bag	10,000
		Qty/Ctn	50,000
		GW	13 kgs.
		CuFt	1.00
	50802100 / Barb - size: 4mm x 8mm	Qty/Bag	10,000
		Qty/Ctn	50,000
		GW	13 kgs.
		CuFt	1.00
	50803200 / Metal Valance Corner	Qty/Bag	2,500
		Qty/Ctn	2,500
		GW	19 kgs.
		CuFt	0.33




VENTANA

2.0 INCH / 50 mm

ACCESSORY COMPONENTS

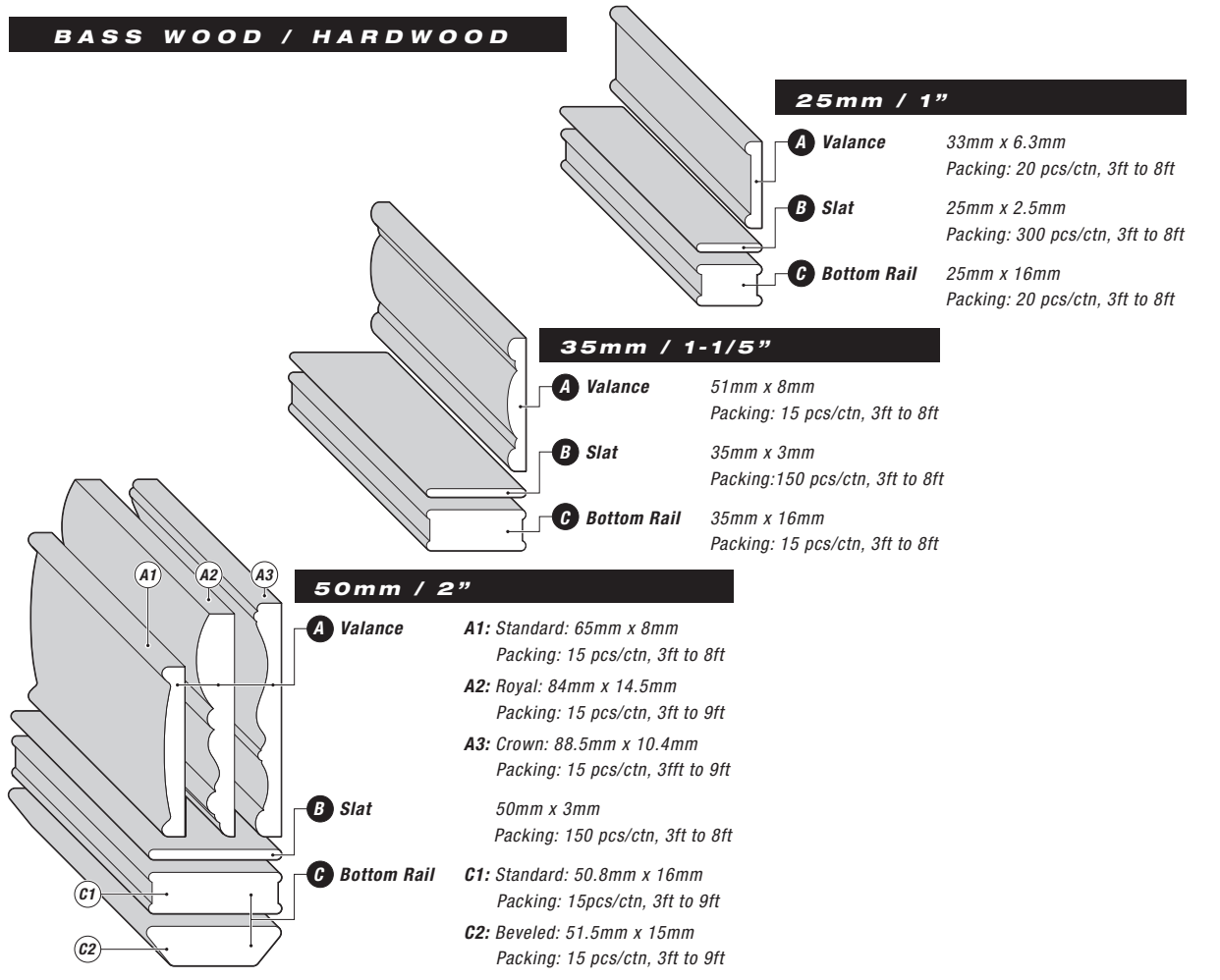
<i>Component</i>	<i>Part Number / Description</i>	<i>Packing Information</i>	
	50803300 / Metal Valance Corner	<i>Qty/Bag</i> 2,500 <i>Qty/Ctn</i> 2,500 <i>GW</i> 19.2 kgs. <i>CuFt</i> 0.41	
	50803100 / Plastic Corner	<i>Qty/Bag</i> 1,000 <i>Qty/Ctn</i> 10,000 <i>GW</i> 9 kgs. <i>CuFt</i> 1.40	
	50711100 / Plastic Raiser	<i>Qty/Bag</i> 1,000 <i>Qty/Ctn</i> 5,000 <i>GW</i> 13.5 kgs. <i>CuFt</i> 1.08	

WOOD
COMPONENTS



VENTANA

BASS WOOD / HARDWOOD



WOOD SPECIFICATION TABLE

Component Sizes	Metric Dimensions			English Dimensions		
	Width	Thickness (mm)	Tolerance (+/-mm)	Width (in.)	Thickness (in.)	Tolerance (+/-in.)
Slat	25.0	2.50	0.20	1.00	0.1000	0.0078
	35.0	3.00	0.20	0.375	0.1338	0.0078
	50.0	3.00	0.20	2.00	0.1338	0.0078
Bottom Rail	25.4	16.00	0.20	1.00	0.6300	0.0078
	35.0	16.00	0.20	1.40	0.6300	0.0078
	50.8	16.00	0.20	2.00	0.6300	0.0078
Valance	33.0	7.00	0.20	1.30	0.2760	0.0078
	65.0	8.00	0.20	2.56	0.3150	0.0078
	84.0	14.50	0.20	3.30	0.5700	0.0078
	79.0	8.00	0.20	3.11	0.3150	0.0078
89.0	8.00	0.20	3.50	0.3150	0.0078	
Warp: Maximum Allowable						
Slat						
Bow & Chamber	<4.0 ft.	3.00		<4.0 ft.	0.125	
	4 to 6 ft.	4.00		4 to 6 ft.	0.1875	
	>6.0 ft.	6.00		>6.0 ft.	0.25	
Bottom Rail & Valance						
Bow & Chamber	<4.0 ft.	6.00		<4.0 ft.	0.25	
	4 to 6 ft.	10.00		4 to 6 ft.	0.375	
	>6.0 ft.	13.00		>6.0 ft.	0.5	
Moisture Content	8% +/-2%			8% +/-2%		
Surface Standards: Pinholes	Not to exceed 1.59 mm dia., and not through slat.			Not to exceed 0.625" dia., and not through slat.		
Knots	Not to exceed 6.35 mm dia., unless filled. Must be solid			Not to exceed 0.25" dia., unless filled. Must be solid.		

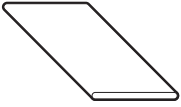
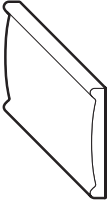
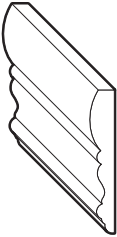
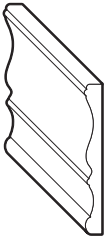
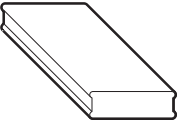
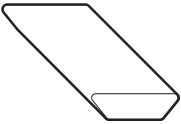
25 mm / 1"

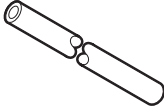
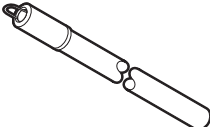
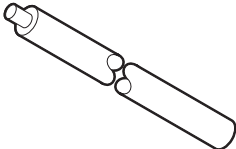
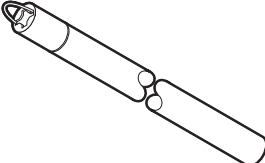
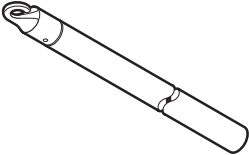
Component	Part Number / Description	Packing Information	
	<p>25904XXX / Slat - 25mm x 2.5mm</p> <p><i>For Ventana Standard Wood Blind and Component colors please refer to the last page in the Wood section.</i></p>	<p>Length</p>	<p>3ft to 8ft</p>
		<p>Qty/Ctn</p>	<p>300 pcs/ctn</p>
		<p>GW/CuFt</p>	<p>Determined at time of order</p>
	<p>25905XXX / Valance - 33mm x 7mm</p> <p><i>For Ventana Standard Wood Blind and Component colors please refer to the last page in the Wood section.</i></p>	<p>Length</p>	<p>3ft to 8ft</p>
		<p>Qty/Ctn</p>	<p>20 pcs/ctn</p>
		<p>GW/CuFt</p>	<p>Determined at time of order</p>
	<p>25906XXX / Bottom Rail - 25.4mm x 16mm</p> <p><i>For Ventana Standard Wood Blind and Component colors please refer to the last page in the Wood section.</i></p>	<p>Length</p>	<p>3ft to 8ft</p>
		<p>Qty/Ctn</p>	<p>20 pcs/ctn</p>
		<p>GW/CuFt</p>	<p>Determined at time of order</p>


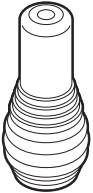



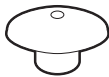
35 mm / 1-1/5"

Component	Part Number / Description	Packing Information	
	<p>35904XXX / Slat - 35mm x 3mm</p> <p><i>For Ventana Standard Wood Blind and Component colors please refer to the last page in the Wood section.</i></p>	<p>Length</p>	<p>3ft to 8ft</p>
		<p>Qty/Ctn</p>	<p>150 pcs/ctn</p>
		<p>GW/CuFt</p>	<p>Determined at time of order</p>
	<p>35905XXX / Valance - 51mm x 8mm</p> <p><i>For Ventana Standard Wood Blind and Component colors please refer to the last page in the Wood section.</i></p>	<p>Length</p>	<p>3ft to 8ft</p>
		<p>Qty/Ctn</p>	<p>15 pcs/ctn</p>
		<p>GW/CuFt</p>	<p>Determined at time of order</p>
	<p>35906XXX / Bottom Rail - 35mm x 16mm</p> <p><i>For Ventana Standard Wood Blind and Component colors please refer to the last page in the Wood section.</i></p>	<p>Length</p>	<p>3ft to 8ft</p>
		<p>Qty/Ctn</p>	<p>15 pcs/ctn</p>
		<p>GW/CuFt</p>	<p>Determined at time of order</p>

50mm / 2"

Component	Part Number / Description	Packing Information	
	<p>50904XXX / Slat - 50mm x 3mm</p> <p><i>*Foam PVC products available. Please refer to the page W-6 in the Wood section.</i></p> <p><i>For Ventana Standard Wood Blind and Component colors please refer to the last page in the Wood section.</i></p>	<p>Length Qty/Ctn GW/CuFt</p>	<p>3ft to 8ft 150 pcs/ctn Determined at time of order</p>
	<p>50905XXX / Standard Valance - 65mm x 8mm</p> <p><i>*Foam PVC products available. Please refer to the page W-6 in the Wood section.</i></p> <p><i>For Ventana Standard Wood Blind and Component colors please refer to the last page in the Wood section.</i></p>	<p>Length Qty/Ctn GW/CuFt</p>	<p>3ft to 8ft 15 pcs/ctn Determined at time of order</p>
	<p>50906XXX / Royal Valance - 84mm x 14.5mm</p> <p><i>*Foam PVC products available. Please refer to the page W-6 in the Wood section.</i></p> <p><i>For Ventana Standard Wood Blind and Component colors please refer to the last page in the Wood section.</i></p>	<p>Length Qty/Ctn GW/CuFt</p>	<p>3ft to 9ft 15 pcs/ctn Determined at time of order</p>
	<p>50907XXX / Crown Valance - 88.5mm x 10.4mm</p> <p><i>For Ventana Standard Wood Blind and Component colors please refer to the last page in the Wood section.</i></p>	<p>Length Qty/Ctn GW/CuFt</p>	<p>3ft to 9ft 15 pcs/ctn Determined at time of order</p>
	<p>50908XXX / Standard Bottom Rail - 50.8mm x 16mm</p> <p><i>For Ventana Standard Wood Blind and Component colors please refer to the last page in the Wood section.</i></p>	<p>Length Qty/Ctn GW/CuFt</p>	<p>3ft to 9ft 15 pcs/ctn Determined at time of order</p>
	<p>50909XXX / Beveled Bottom Rail - 51.5mm x 15mm</p> <p><i>*Foam PVC products available. Please refer to the page W-6 in the Wood section.</i></p> <p><i>For Ventana Standard Wood Blind and Component colors please refer to the last page in the Wood section.</i></p>	<p>Length Qty/Ctn GW/CuFt</p>	<p>3ft to 9ft 15 pcs/ctn Determined at time of order</p>

Component	Part Number / Description	Packing Information	
	55551000 / Wand - 10mm Dia.	Qty/Ctn	50
		GW	13.6 kgs.
		CuFt	0.38
	<p><i>For Ventana Standard Wood Blind and Component colors please refer to the last page in the Wood section.</i></p>		
	55552000 / Wand assembly with tip - 10mm Dia.	Qty/Ctn	50
		GW	3.46 kgs.
		CuFt	0.40
	<p><i>For Ventana Standard Wood Blind and Component colors please refer to the last page in the Wood section.</i></p>		
	55553000 / Wand - 12mm Dia.	Qty/Ctn	50
		GW	4.1 kgs.
		CuFt	0.55
	<p><i>For Ventana Standard Wood Blind and Component colors please refer to the last page in the Wood section.</i></p>		
	55554000 / Wand assembly with wire hook - 12mm Dia.	Qty/Ctn	50
		GW	4.1 kgs.
		CuFt	0.56
	<p><i>For Ventana Standard Wood Blind and Component colors please refer to the last page in the Wood section.</i></p>		
	55555000 / Wand assembly with zinc hook - 12mm Dia.	Qty/Bundle	180
		Qty/Ctn	360
		GW	10 kgs.
		CuFt	1.60
	<p><i>For Ventana Standard Wood Blind and Component colors please refer to the last page in the Wood section.</i></p>		

Component	Part Number / Description	Packing Information	
	<p>5556XXX / Bell Tassel <i>Note: This part is available in plastic. Please see the Accessory section.</i></p> <p><i>For Ventana Standard Wood Blind and Component colors please refer to the last page in the Wood section.</i></p>	<p><i>Qty/Bag</i> 50 <i>Qty/Ctn</i> 3,000 <i>GW</i> 10.5 kgs. <i>CuFt</i> 1.34</p>	
	<p>5557XXX / Beehive Tassel</p> <p><i>For Ventana Standard Wood Blind and Component colors please refer to the last page in the Wood section.</i></p>	<p><i>Qty/Bag</i> 50 <i>Qty/Ctn</i> 3,000 <i>GW</i> 13.5 kgs. <i>CuFt</i> 1.46</p>	
	<p>5558XXX / Wood Stop Ball <i>Note: This part is available in plastic. Please see the Accessory section.</i></p> <p><i>For Ventana Standard Wood Blind and Component colors please refer to the last page in the Wood section.</i></p>	<p><i>Qty/Bag</i> 100 <i>Qty/Ctn</i> 5,000 <i>GW</i> 10.5 kgs. <i>CuFt</i> 1.38</p>	
	<p>5559XXX / Small Button - without hole</p> <p><i>For Ventana Standard Wood Blind and Component colors please refer to the last page in the Wood section.</i></p>	<p><i>Qty/Bag</i> 500 <i>Qty/Ctn</i> 10,000 <i>GW</i> 9 kgs. <i>CuFt</i> 0.91</p>	
	<p>55561XXX / Small Button - with hole</p> <p><i>For Ventana Standard Wood Blind and Component colors please refer to the last page in the Wood section.</i></p>	<p><i>Qty/Bag</i> 500 <i>Qty/Ctn</i> 10,000 <i>GW</i> 9 kgs. <i>CuFt</i> 0.91</p>	
	<p>55562XXX / Large Button - with hole</p> <p><i>For Ventana Standard Wood Blind and Component colors please refer to the last page in the Wood section.</i></p>	<p><i>Qty/Bag</i> 500 <i>Qty/Ctn</i> 3,000 <i>GW</i> 10 kgs. <i>CuFt</i> 1.78</p>	

**FOAM PVC
COMPONENTS**



Component	Part Number / Description	Packing Information	
	<p>90904XXX / 9 ft Smooth Foam PVC Slat - 2 in. 90914XXX / 9 ft Embossed Foam PVC Slat - 2 in.</p>	<p><i>Length</i> <i>Qty/Ctn</i> <i>GW</i> <i>CuFt</i></p>	<p><i>9 ft</i> <i>900 ft/ctn</i> <i>29.92 kgs.</i> <i>1.86</i></p>
	<p>90905XXX / 9 ft Foam PVC Standard Valance</p>	<p><i>Length</i> <i>Qty/Ctn</i> <i>GW</i> <i>CuFt</i></p>	<p><i>9 ft</i> <i>180 ft/ctn</i> <i>22.26 kgs.</i> <i>1.18</i></p>
	<p>90906XXX / 9 ft Foam PVC Royal Valance</p>	<p><i>Length</i> <i>Qty/Ctn</i> <i>GW</i> <i>CuFt</i></p>	<p><i>9 ft</i> <i>180 ft/ctn</i> <i>37.42 kgs.</i> <i>2.54</i></p>
	<p>90908XXX / 9 ft Foam PVC Standard Bottom Rail</p>	<p><i>Length</i> <i>Qty/Ctn</i> <i>GW</i> <i>CuFt</i></p>	<p><i>9 ft</i> <i>180 ft/ctn</i> <i>33.37 kgs.</i> <i>1.74</i></p>
	<p>90909XXX / 9 ft Foam PVC Beveled Bottom Rail</p>	<p><i>Length</i> <i>Qty/Ctn</i> <i>GW</i> <i>CuFt</i></p>	<p><i>9 ft</i> <i>180 ft/ctn</i> <i>25.81 kgs.</i> <i>1.74</i></p>

Please note:

- Foam PVC components also available in pre-cut sizes: 3 ft. to 9 ft. - minimum quantities apply.
- Additional colors available upon request.

**How to indicate, when ordering for Wood,
Ventana Standard Wood Blind and Component Colors.**

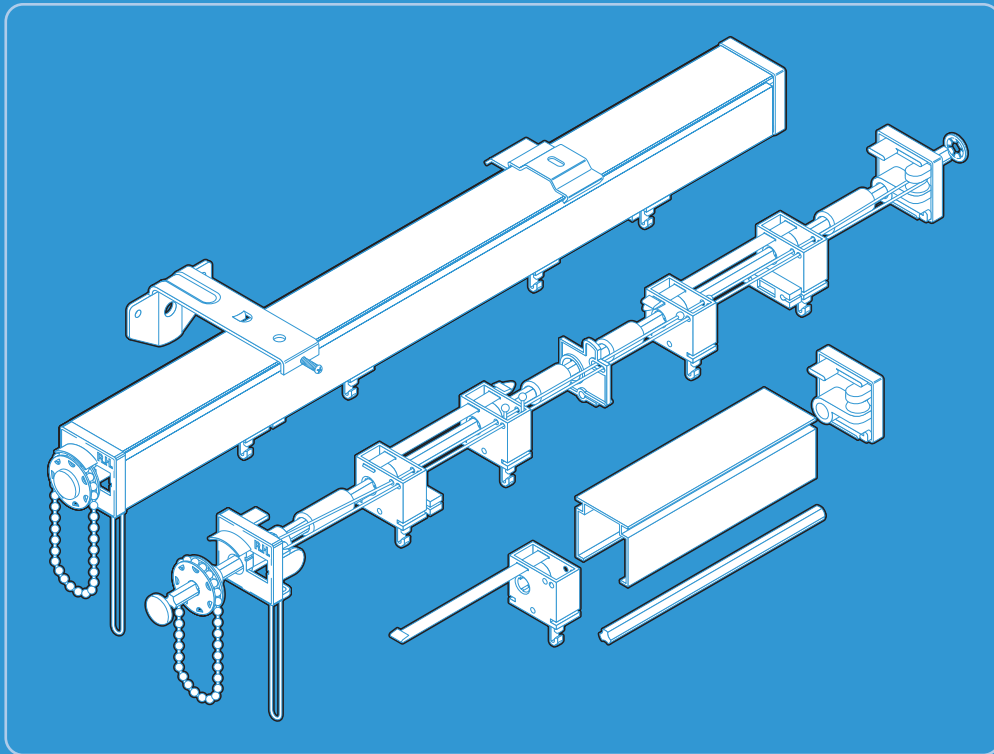
Example: 50904XXX / Slat - 50mm x 3mm

When placing an order, insert 3 digit
color numbers from the chart below.

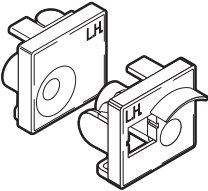
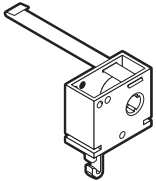
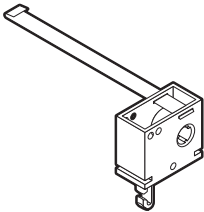
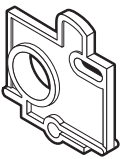
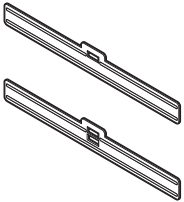
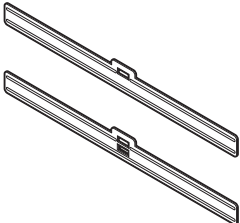
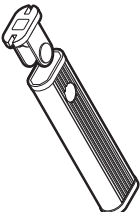
Color	Slats / Valance / Bottom Rail	Color	Slats / Valance / Bottom Rail
Pure White	001	Golden Oak	011
Antique	002	Light Oak	012
Alabaster	003	Natural	013
Bright White	004	Sugar Maple	014
Bone	005	Cottage Pine	015
Hunter Green	006	White	016
Mahogany	007	White Wash	017
Walnut	008	Slate	018
Pecan	009	Bleached	019
Warm Cherry	010	Black	020

NARROW CHANNEL

VERTICAL BLIND COMPONENTS



VENTANA

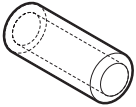
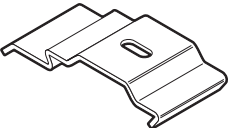
Component	Part Number / Description	Packing Information	
	<p>65210001 / LHS End Cap Sets - White</p> <p>65210002 / LHS End Cap Sets - Grey</p>	<p>Qty/Bag</p> <p>Qty/Ctn</p> <p>GW</p> <p>CuFt</p>	<p>100</p> <p>1,000</p> <p>11.5 kgs.</p> <p>1.68</p>
	<p>65108901 / LHS Linked 89mm - White</p> <p>65108902 / LHS Linked 89mm - Grey</p>	<p>Qty/Bag</p> <p>Qty/Ctn</p> <p>GW</p> <p>CuFt</p>	<p>800</p> <p>1,600</p> <p>9.5 kgs.</p> <p>1.02</p>
	<p>65112701 / LHS Linked 127mm - White</p> <p>65112702 / LHS Linked 127mm - Grey</p>	<p>Qty/Bag</p> <p>Qty/Ctn</p> <p>GW</p> <p>CuFt</p>	<p>800</p> <p>1,600</p> <p>10 kgs.</p> <p>1.14</p>
	<p>65106002 / Center Rod Support - Grey only</p>	<p>Qty/Bag</p> <p>Qty/Ctn</p> <p>GW</p> <p>CuFt</p>	<p>100</p> <p>5000</p> <p>8.5 kgs.</p> <p>1.19</p>
	<p>65089101 / Louvre Insert 89mm single slot - White</p> <p>65089102 / Louvre Insert 89mm single slot - Grey</p> <p>65089201 / Louvre Insert 89mm double slot - White</p> <p>65089202 / Louvre Insert 89mm double slot - Grey</p>	<p>Qty/Bag</p> <p>Qty/Ctn</p> <p>GW</p> <p>CuFt</p>	<p>1,000</p> <p>10,000</p> <p>13 kgs.</p> <p>1.50</p>
	<p>65127101 / Louvre Insert 127mm single slot - White</p> <p>65127102 / Louvre Insert 127mm single slot - Grey</p> <p>65127201 / Louvre Insert 127mm double slot - White</p> <p>65127202 / Louvre Insert 127mm double slot - Grey</p>	<p>Qty/Bag</p> <p>Qty/Ctn</p> <p>GW</p> <p>CuFt</p>	<p>1,000</p> <p>10,000</p> <p>13 kgs.</p> <p>1.66</p>
	<p>65701001 / Cord Weights - White</p> <p>65701002 / Cord Weights - Grey</p>	<p>Qty/Bag</p> <p>Qty/Ctn</p> <p>GW</p> <p>CuFt</p>	<p>100</p> <p>250</p> <p>25.44 kgs.</p> <p>0.52</p>

NARROW CHANNEL VERTICAL BLIND

WINDOW COMPONENTS



Component	Part Number / Description	Packing Information	
	<p>65200001 / RHS End Cap Sets - White</p> <p>65200001 / RHS End Cap Sets - Grey</p>	<p>Qty/Bag</p> <p>Qty/Ctn</p> <p>GW</p> <p>CuFt</p>	<p>100</p> <p>1,000</p> <p>11.5 kgs.</p> <p>1.68</p>
	<p>65008901 / RHS Linked 89mm - White</p> <p>65008902 / RHS Linked 89mm - Grey</p>	<p>Qty/Bag</p> <p>Qty/Ctn</p> <p>GW</p> <p>CuFt</p>	<p>800</p> <p>1,600</p> <p>9.5 kgs.</p> <p>1.02</p>
	<p>65012701 / RHS Linked 127mm - White</p> <p>65012702 / RHS Linked 127mm - Grey</p>	<p>Qty/Bag</p> <p>Qty/Ctn</p> <p>GW</p> <p>CuFt</p>	<p>800</p> <p>1,600</p> <p>10 kgs.</p> <p>1.14</p>
	<p>65608900 / Shallow Frame Brackets with set screw 89mm - Plated</p> <p>65608901 / Shallow Frame Brackets with set screw 89mm - White</p>	<p>Qty/Bag</p> <p>Qty/Ctn</p> <p>GW</p> <p>CuFt</p>	<p>100</p> <p>400</p> <p>16 kgs.</p> <p>0.61</p>
	<p>65608900 / Shallow Frame Brackets with set screw 127mm - Plated</p> <p>65608901 / Shallow Frame Brackets with set screw 127mm - White</p>	<p>Qty/Bag</p> <p>Qty/Ctn</p> <p>GW</p> <p>CuFt</p>	<p>100</p> <p>400</p> <p>20.2 kgs.</p> <p>0.80</p>
	<p>65501000 / Spacer Bar - Clear</p>	<p>Qty/Bag</p> <p>Qty/Ctn</p> <p>GW</p> <p>CuFt</p>	<p>200</p> <p>20,000</p> <p>16 kgs.</p> <p>1.23</p>
	<p>65519000 / Spacer Tubes 19mm - Clear</p>	<p>Qty/Bag</p> <p>Qty/Ctn</p> <p>GW</p> <p>CuFt</p>	<p>200</p> <p>20,000</p> <p>13 kgs.</p> <p>1.78</p>

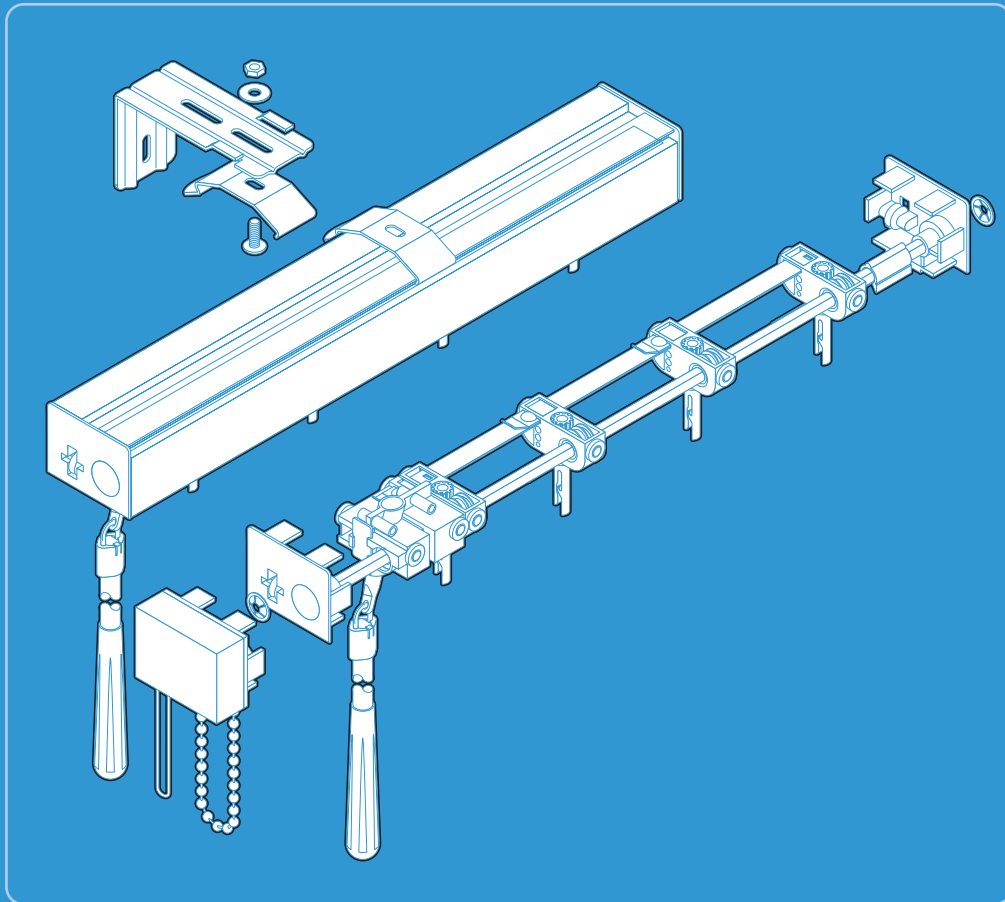
<i>Component</i>	<i>Part Number / Description</i>	<i>Packing Information</i>	
	65525000 / <i>Spacer Tubes 25mm - Clear</i>	<i>Qty/Bag</i>	200
		<i>Qty/Ctn</i>	10,000
		<i>GW</i>	9 kgs.
		<i>CuFt</i>	1.92
	65606000 / <i>Spring Clip Bracket - Plated</i>	<i>Qty/Bag</i>	1,000
	65606001 / <i>Spring Clip Bracket - White</i>	<i>Qty/Ctn</i>	4,000
		<i>GW</i>	22 kgs.
		<i>CuFt</i>	1.30

Please note:

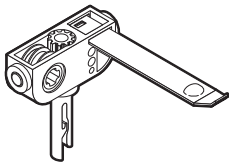
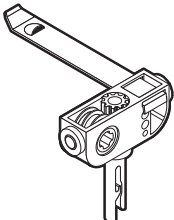
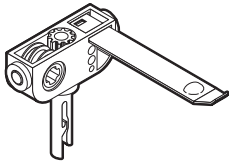
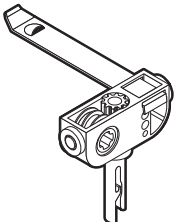
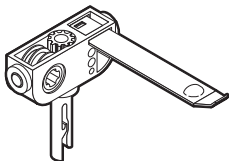
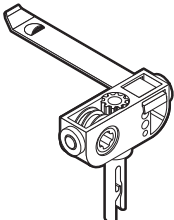
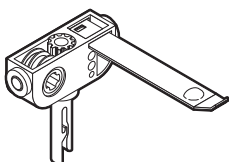
*For Plastic or Metal Beaded Chains and Accessories please refer to **Ladders, Cords and Beaded Chains.***

DELUXE

VERTICAL BLIND COMPONENTS



VENTANA

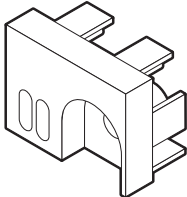
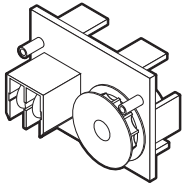

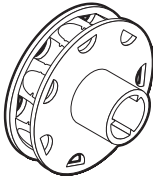
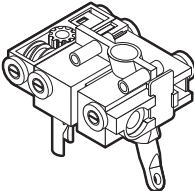
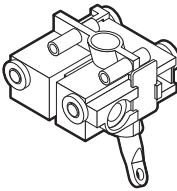

Component	Part Number / Description	Packing Information	
	<p>60101000 / Carrier 3.5" Stainless Steel Link, Regular Right hand draw, black wheels, preassembled in rows of 25</p>	Qty/Bag	1,000
		Qty/Ctn	2,000
		GW	16.7 kgs.
		CuFt	1.79
	<p>60101100 / Carrier 3.5" Stainless Steel Link, Center Left hand draw for center opening, blue wheels, preassembled in rows of 25</p>	Qty/Bag	1,000
		Qty/Ctn	2,000
		GW	16.7 kgs.
		CuFt	1.79
	<p>60102000 / Carrier 3.25" Stainless Steel Link, Regular Right hand draw, black wheels, preassembled in rows of 25</p>	Qty/Bag	500
		Qty/Ctn	2,000
		GW	16 kgs.
		CuFt	1.79
	<p>60102100 / Carrier 3.25" Stainless Steel Link, Center Left hand draw for center opening, blue wheels, preassembled in rows of 25</p>	Qty/Bag	500
		Qty/Ctn	2,000
		GW	16 kgs.
		CuFt	1.79
	<p>60103000 / Carrier 2" Stainless Steel Link, Regular Right hand draw, black wheels, preassembled in rows of 25</p>	Qty/Bag	1,000
		Qty/Ctn	2,000
		GW	15 kgs.
		CuFt	1.79
	<p>60103100 / Carrier 2" Stainless Steel Link, Center Left hand draw for center opening, blue wheels, preassembled in rows of 25</p>	Qty/Bag	1,000
		Qty/Ctn	2,000
		GW	15 kgs.
		CuFt	1.79
	<p>60104000 / Carrier 5" Stainless Steel Link, Regular Right hand draw, black wheels, preassembled in rows of 25</p>	Qty/Bag	1,000
		Qty/Ctn	2,000
		GW	18 kgs.
		CuFt	1.85

**DELUXE
VERTICAL BLIND**

WINDOW COMPONENTS



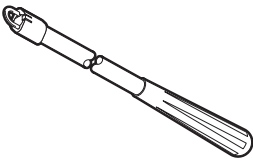
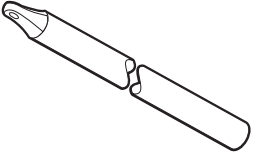
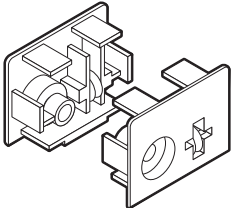
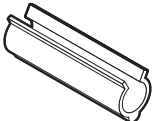


Component	Part Number / Description	Packing Information	
	<p>60104100 / Carrier 5" Stainless Steel Link, Center Left hand draw for center opening, blue wheels, preassembled in rows of 25</p>	<p>Qty/Bag Qty/Ctn GW CuFt</p>	<p>1,000 2,000 18 kgs. 1.85</p>
	<p>60105000 / Lead Carrier, Regular Right hand draw</p> <p>60105100 / Lead Carrier, Regular Left hand draw for center opening</p>	<p>Qty/Bag Qty/Ctn GW CuFt</p>	<p>200 2,000 16 kgs. 1.89</p>
	<p>60106000 / Rod Support Carrier Supports rod on long blinds</p> <p>60106100 / Rod Support Carrier without Wormgear</p>	<p>Qty/Bag Qty/Ctn GW CuFt</p>	<p>200 2,000 9 kgs. 1.00</p>
	<p>60107000 / Stainless Steel Link, 2"</p>	<p>Qty/Bag Qty/Ctn GW CuFt</p>	<p>10,000 10,000 9 kgs. 0.56</p>
	<p>60107100 / Stainless Steel Link, 3.25"</p>	<p>Qty/Bag Qty/Ctn GW CuFt</p>	<p>6,000 6,000 8.20 kgs. 0.56</p>
	<p>60107200 / Stainless Steel Link, 3.5"</p>	<p>Qty/Bag Qty/Ctn GW CuFt</p>	<p>6,000 6,000 9.50 kgs. 0.56</p>
	<p>60107300 / Stainless Steel Link, 5"</p>	<p>Qty/Bag Qty/Ctn GW CuFt</p>	<p>6,000 6,000 13 kgs. 0.62</p>

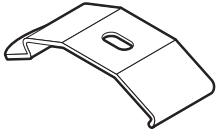
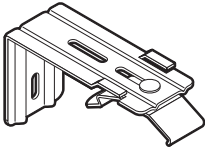
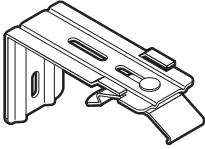
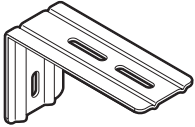
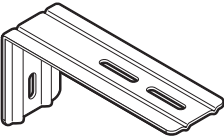
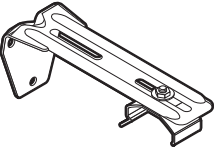
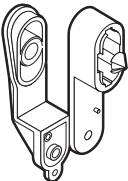
Component	Part Number / Description	Packing Information	
	<p>60201xxx / End Control Set #6 001 Gray 002 Ivory 003 White 004 Bronze</p>	<p>Qty/Bag Qty/Ctn GW CuFt</p>	<p>100 500 13.5 kgs. 2.30</p>
	<p>60202xxx / Deluxe End Control Set #10 001 Gray 002 Ivory 003 White</p>	<p>Qty/Bag Qty/Ctn GW CuFt</p>	<p>100 500 14.5 kgs. 2.30</p>
	<p>60211xxx / Sprocket #6 001 Gray 002 Ivory 003 White</p>	<p>Qty/Bag Qty/Ctn GW CuFt</p>	<p>6,000 6,000 16 kgs. 2.00</p>
	<p>60212xxx / Sprocket #10 001 Gray 002 Ivory 003 White</p>	<p>Qty/Bag Qty/Ctn GW CuFt</p>	<p>6,000 4,000 16 kgs. 2.00</p>
	<p>60301000 / Wand Control with lead carrier Traverse blind with wand. Can be used on center pull blinds.</p>	<p>Qty/Bag Qty/Ctn GW CuFt</p>	<p>180 360 10 kgs. 1.60</p>
	<p>60301100 / Wand Control Without Lead Carrier</p>	<p>Qty/Bag Qty/Ctn GW CuFt</p>	<p>320 640 13 kgs. 1.64</p>
	<p>60301200 / Wand Tip Set - metal hook with sleeve</p>	<p>Qty/Bag Qty/Ctn GW CuFt</p>	<p>100 5,000 13.5 kgs. 0.93</p>

**DELUXE
VERTICAL BLIND**

WINDOW COMPONENTS



Component	Part Number / Description	Packing Information	
	<p>60301300 / Assembled Wand - with rubber grip Available in various lengths</p>	<p>Packing: Determined at time of order</p>	
	<p>25790024 / Fiberglass Traverse Rod</p>	<p>Packing: Determined at time of order</p>	
	<p>60401001 / Idle End Set - Grey Idle end set for use with wand control</p> <p>60401002 / Idle End Set - Ivory Idle end set for use with wand control</p>	<p>Qty/Bag 100 Qty/Ctn 500 GW 10 kgs. CuFt 1.42</p>	
	<p>60501000 / 1" Spacer</p>	<p>Qty/Bag 500 Qty/Ctn 3,000 GW 14.5 kgs. CuFt 1.70</p>	
	<p>60501100 / 1/4" Spacer</p>	<p>Qty/Bag 500 Qty/Ctn 3,000 GW 14.5 kgs. CuFt 1.70</p>	
	<p>60502000 / C-Clip</p>	<p>Qty/Bag 10,000 Qty/Ctn 50,000 GW 21 kgs. CuFt 1.00</p>	
	<p>60503000 / Star Fastener</p>	<p>Qty/Bag 10,000 Qty/Ctn 50,000 GW 20.5 kgs. CuFt 1.00</p>	

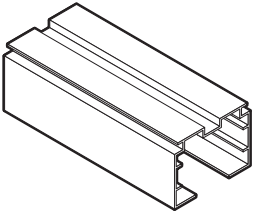
Component	Part Number / Description	Packing Information	
	<p>60606000 / Mounting Clip Heat treated spring steel.</p>	<p>Qty/Bag Qty/Ctn GW CuFt</p>	<p>1,000 4,000 22 kgs. 1.30</p>
	<p>60607000 / 3" Assembly Bracket</p>	<p>Qty/Bag Qty/Ctn GW CuFt</p>	<p>100 400 22.5 kgs. 0.70</p>
	<p>60607100 / 4" Assembly Bracket</p>	<p>Qty/Bag Qty/Ctn GW CuFt</p>	<p>100 400 25.2 kgs. 0.92</p>
	<p>60607200 / 3" Bracket Only</p>	<p>Qty/Bag Qty/Ctn GW CuFt</p>	<p>100 500 24.5 kgs. 0.27</p>
	<p>60607300 / 4" Bracket Only</p>	<p>Qty/Bag Qty/Ctn GW CuFt</p>	<p>100 400 24 kgs. 0.28</p>
	<p>60607400 / 4" Adjustable Vertical Bracket</p>	<p>Qty/Bag Qty/Ctn GW CuFt</p>	<p>100 400 24 kgs. 0.30</p>
	<p>50732000 / Cord Loop Bracket</p>	<p>Qty/Bag Qty/Ctn GW CuFt</p>	<p>200 2,000 10.6 kgs. 1.70</p>

**DELUXE
VERTICAL BLIND**

WINDOW COMPONENTS



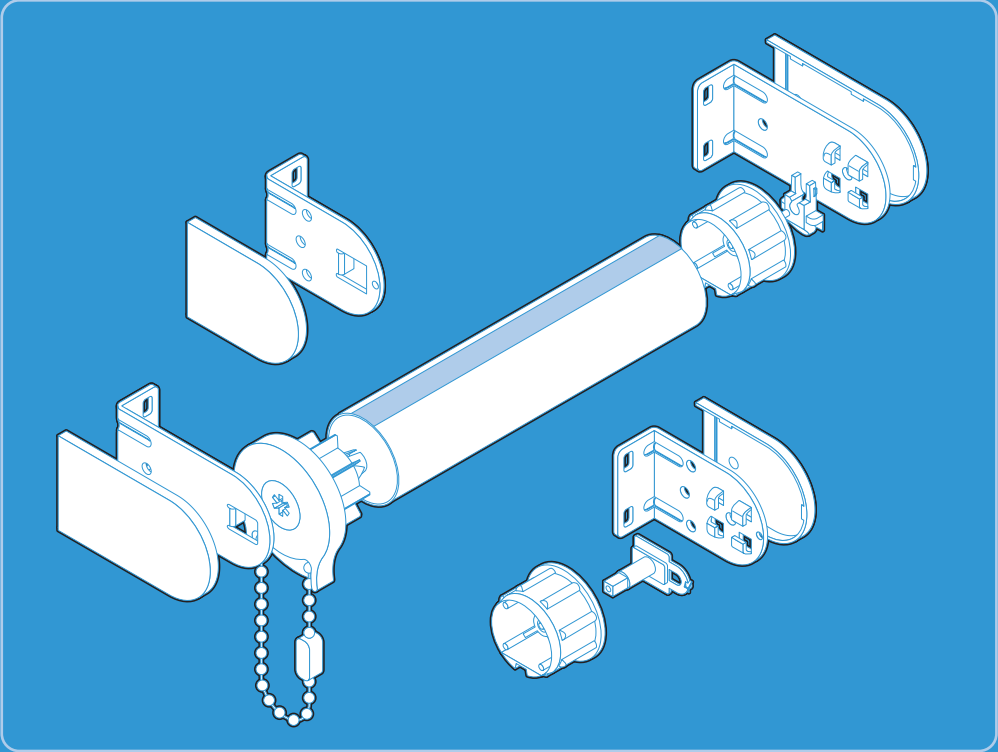
Component	Part Number / Description	Packing Information	
	<p>60701001 / Cord Weights - White 60701002 / Cord Weights - Grey</p>	<p>Qty/Bag Qty/Ctn GW CuFt</p>	<p>200 200 21 kgs. 0.60</p>
	<p>60801000 / Valance Clip</p>	<p>Qty/Bag Qty/Ctn GW CuFt</p>	<p>100 1,500 21 kgs. 2.30</p>
	<p>60801100 / Valance Clip for Channel Panel</p>	<p>Qty/Bag Qty/Ctn GW CuFt</p>	<p>100 1,500 25 kgs. 2.60</p>
	<p>60801200 / Curved Valance Corner</p>	<p>Qty/Bag Qty/Ctn GW CuFt</p>	<p>50 200 6 kgs. 2.00</p>
	<p>60901089 / Bottom Weight - Plastic <i>For 3.5" (89mm) fabric vanes.</i></p>	<p>Qty/Bag Qty/Ctn GW CuFt</p>	<p>500 500 16.50 kgs. 0.60</p>
	<p>60901127 / Bottom Weight - Plastic <i>For 5.0" (127mm) fabric vanes.</i></p>	<p>Qty/Set Qty/Ctn GW CuFt</p>	<p>250 250 11.5 kgs. 0.41</p>
	<p>60902000 / Pinion Profile - Aluminum 60902002 / Pinion 3 Prong - Aluminum 60902001 / Pinion 4 Prong - Aluminum</p>	<p>Length Qty/Ctn GW CuFt</p>	<p>4.5 m 50 11.5 kgs. 0.60</p>

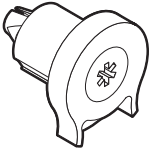
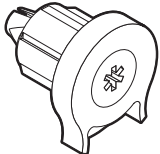
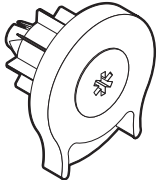
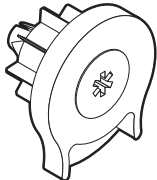
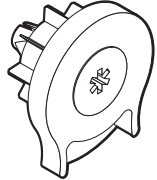
<i>Component</i>	<i>Part Number / Description</i>	<i>Packing Information</i>	
	60903000 / Headrail	<i>Length</i>	4.8 m
		<i>Qty/Ctn</i>	16
		<i>GW</i>	23.5 kgs.
		<i>CuFt</i>	2.27

Please note:

*For Plastic or Metal Beaded Chains and Accessories please refer to **Ladders, Cords and Beaded Chains.***

ROLLER SHADE
COMPONENTS



Component	Part Number / Description	Packing Information	
	70501025 / Roller Shade Mechanism - 25mm	Qty/Bag	100
		Qty/Ctn	500
		GW	11 kgs.
		CuFt	0.95
	70501028 / Roller Shade Mechanism - 28mm	Qty/Bag	100
		Qty/Ctn	500
		GW	12 kgs.
		CuFt	1.20
	70501032 / Roller Shade Mechanism - 32mm	Qty/Bag	100
		Qty/Ctn	500
		GW	14.50 kgs.
		CuFt	1.49
	70501036 / Roller Shade Mechanism - 36mm	Qty/Bag	100
		Qty/Ctn	500
		GW	16 kgs.
		CuFt	1.49
	70501038 / Roller Shade Mechanism - 38mm	Qty/Bag	100
		Qty/Ctn	500
		GW	16.50 kgs.
		CuFt	1.52

**STANDARD
ROLLER SHADE**

COMPONENTS



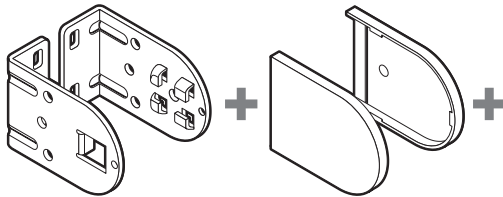
VENTANA




Component	Part Number / Description	Packing Information	
	<p>70101036 / Short Bracket Set includes 4 screws.</p>	Qty/Bag	50
		Qty/Ctn	250
		GW	21.4 kgs.
		CuFt	0.95
	<p>70111036 / Cover - 36mm</p>		
	<p>70121160 / Long Bracket Set includes 4 screws.</p>	Qty/Bag	50
		Qty/Ctn	200
		GW	23.5 kgs.
		CuFt	0.95
	<p>70111060 / Cover - 60mm</p>		
	<p>70121077 / Insert</p>	Qty/Bag	500
		Qty/Ctn	2000
		GW	2.4 kgs.
	<p>70121088 / Insert</p>	Qty/Bag	500
		Qty/Ctn	2000
		GW	2.2 kgs.
	<p>70121099 / Insert</p>	Qty/Bag	500
		Qty/Ctn	2000
		GW	4.6 kgs.

70101056 / Bracket set - 56mm

Each set includes:

Left & right brackets,
plastic covers,
plastic insert
and screws.



Inserts
 70121077
 70121088
 70121099
<i>Please choose one insert and specify part No.</i>







Sets/Ctn	250
GW	21.4 kgs.
CuFt	0.95

70101080 / Bracket set - 80mm

Each set includes:

Left & right brackets,
plastic covers,
plastic insert
and screws.



Inserts
 70121077
 70121088
 70121099
<i>Please choose one insert and specify part No.</i>



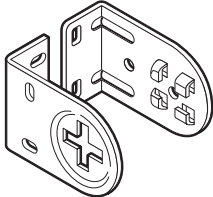
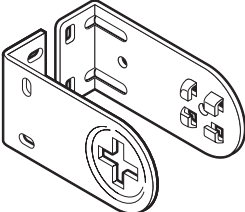
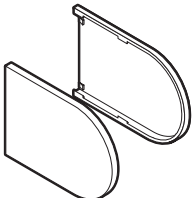
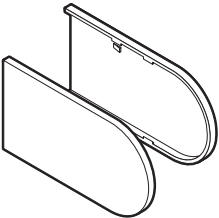
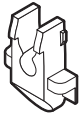
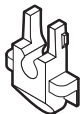
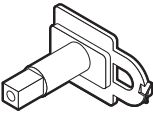
Sets/Ctn	200
GW	23.5 kgs.
CuFt	0.95

HEAVY DUTY ROLLER SHADE

COMPONENTS



Component	Part Number / Description	Packing Information	
	70701025 / Roller Shade Mechanism - 25mm	Qty/Bag	200
		Qty/Ctn	1,000
		GW	8 kgs.
		CuFt	0.71
	70701028 / Roller Shade Mechanism - 28mm	Qty/Bag	200
		Qty/Ctn	1,000
		GW	8.3 kgs.
		CuFt	0.80
	70701032 / Roller Shade Mechanism - 32mm	Qty/Bag	100
		Qty/Ctn	1,000
		GW	11 kgs.
		CuFt	1.58
	70701036 / Roller Shade Mechanism - 36mm	Qty/Bag	100
		Qty/Ctn	1,000
		GW	11 kgs.
		CuFt	1.58
	70701038 / Roller Shade Mechanism - 38mm	Qty/Bag	100
		Qty/Ctn	1,000
		GW	14 kgs.
		CuFt	1.74
	50732000 / Cord Loop Bracket	Qty/Bag	200
		Qty/Ctn	2,000
		GW	10.6 kgs.
		CuFt	1.70
	50733100 / P Clip	Qty/Bag	
		Qty/Ctn	
		GW	kgs.
		CuFt	

Component	Part Number / Description	Packing Information	
	<p>70107156 / Short Bracket - for 25mm & 28mm control mechanisms. Set includes 4 screws.</p> <p>70127280 / Short Bracket - for 32mm, 36mm & 38mm control mechanisms. Set includes 4 screws.</p>	<p>Qty/Bag Qty/Ctn GW CuFt</p>	<p>50 250 21.4 kgs. 0.95</p>
	<p>70107180 / Long Bracket - for 25mm & 28mm control mechanisms. Set includes 4 screws.</p> <p>70127280 / Long Bracket - for 32mm, 36mm & 38mm control mechanisms. Set includes 4 screws.</p>	<p>Qty/Bag Qty/Ctn GW CuFt</p>	<p>50 250 21.4 kgs. 0.95</p>
	<p>70116056 / Cover Short Bracket - 56mm</p>	<p>Qty/Bag Qty/Ctn GW CuFt</p>	<p>50 250 21.4 kgs. 0.95</p>
	<p>70116080 / Cover Long Bracket - 80mm</p>	<p>Qty/Bag Qty/Ctn GW CuFt</p>	<p>50 250 21.4 kgs. 0.95</p>
	<p>70121077 / Insert</p>	<p>Qty/Bag Qty/Ctn GW</p>	<p>500 2000 2.4 kgs.</p>
	<p>70121088 / Insert</p>	<p>Qty/Bag Qty/Ctn GW</p>	<p>500 2000 2.2 kgs.</p>
	<p>70121099 / Insert</p>	<p>Qty/Bag Qty/Ctn GW</p>	<p>500 2000 4.6 kgs.</p>

HEAVY DUTY ROLLER SHADE

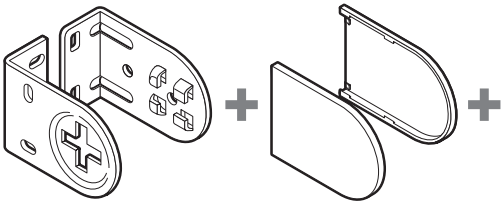
COMPONENTS






70107056 / Bracket set - 56mm

Each set includes:

Left & right brackets,
plastic covers,
plastic insert
and screws.



Inserts
 70121077
 70121088
 70121099
Please choose one insert and specify part No.

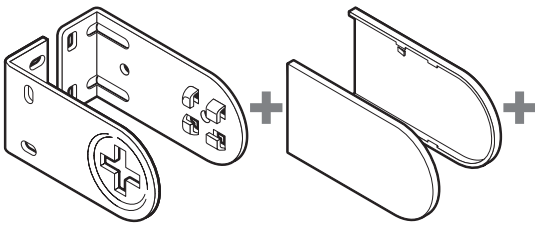





Sets/Ctn	250
GW	21.4 kgs.
CuFt	0.95

70107080 / Bracket set - 80mm

Each set includes:


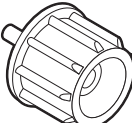
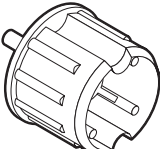
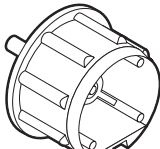
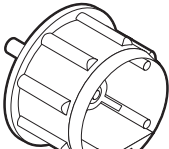
Left & right brackets
plastic covers,
plastic insert
and screws.



Inserts
 70121077
 70121088
 70121099
Please choose one insert and specify part No.



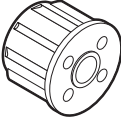
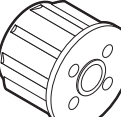
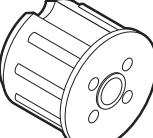
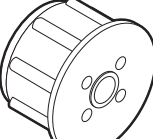
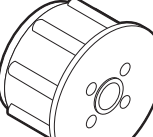
Sets/Ctn	200
GW	23.5 kgs.
CuFt	0.95

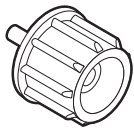
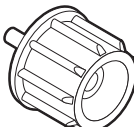
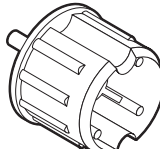
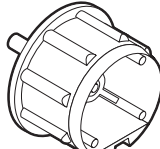
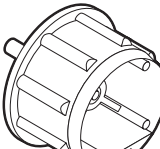
Component	Part Number / Description	Packing Information	
	70201025 / Idle with Steel Post - 25mm	<i>Qty/Bag</i>	200
		<i>Qty/Ctn</i>	1,000
		<i>GW</i>	8 kgs.
		<i>CuFt</i>	0.71
	70201128 / Idle with Steel Post - 28mm	<i>Qty/Bag</i>	200
		<i>Qty/Ctn</i>	1,000
		<i>GW</i>	8.3 kgs.
		<i>CuFt</i>	0.80
	70201232 / Idle with Steel Post - 32mm	<i>Qty/Bag</i>	100
		<i>Qty/Ctn</i>	1,000
		<i>GW</i>	11 kgs.
		<i>CuFt</i>	1.46
	70232036 / Idle with Steel Post - 36mm	<i>Qty/Bag</i>	100
		<i>Qty/Ctn</i>	1,000
		<i>GW</i>	13.50 kgs.
		<i>CuFt</i>	1.74
	70232038 / Idle with Steel Post - 38mm	<i>Qty/Bag</i>	100
		<i>Qty/Ctn</i>	1,000
		<i>GW</i>	14.5 kgs.
		<i>CuFt</i>	1.46

ROLLER SHADE

COMPONENTS



Component	Part Number / Description	Packing Information	
	72201025 / Idle without Post - 25mm	<i>Qty/Bag</i>	200
		<i>Qty/Ctn</i>	1,000
		<i>GW</i>	8 kgs.
		<i>CuFt</i>	0.71
	72201128 / Idle without Post - 28mm	<i>Qty/Bag</i>	200
		<i>Qty/Ctn</i>	1,000
		<i>GW</i>	8.3 kgs.
		<i>CuFt</i>	0.80
	72201232 / Idle Idle without Post - 32mm	<i>Qty/Bag</i>	100
		<i>Qty/Ctn</i>	1,000
		<i>GW</i>	11 kgs.
		<i>CuFt</i>	1.58
	72232036 / Idle without Post - 36mm	<i>Qty/Bag</i>	100
		<i>Qty/Ctn</i>	1,000
		<i>GW</i>	14 kgs.
		<i>CuFt</i>	1.74
	72232038 / Idle without Post - 38mm	<i>Qty/Bag</i>	100
		<i>Qty/Ctn</i>	1,000
		<i>GW</i>	14.5 kgs.
		<i>CuFt</i>	1.90

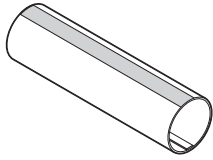
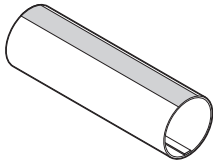
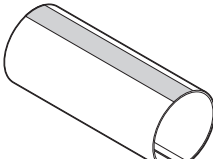
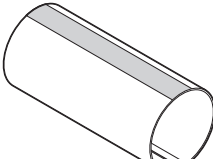
<i>Component</i>	<i>Part Number / Description</i>	<i>Packing Information</i>	
	<p>71201025 / Idle with Spring Loaded Steel Post - 25mm</p>	<i>Qty/Bag</i>	200
		<i>Qty/Ctn</i>	1,000
		<i>GW</i>	8 kgs.
		<i>CuFt</i>	0.71
	<p>71201128 / Idle with Spring Loaded Steel Post - 28mm</p>	<i>Qty/Bag</i>	200
		<i>Qty/Ctn</i>	1,000
		<i>GW</i>	8.3 kgs.
		<i>CuFt</i>	0.80
	<p>71201232 / Idle with Spring Loaded Steel Post - 32mm</p>	<i>Qty/Bag</i>	100
		<i>Qty/Ctn</i>	1,000
		<i>GW</i>	11 kgs.
		<i>CuFt</i>	1.58
	<p>71232036 / Idle with Spring Loaded Steel Post - 36mm</p>	<i>Qty/Bag</i>	100
		<i>Qty/Ctn</i>	1,000
		<i>GW</i>	14 kgs.
		<i>CuFt</i>	1.74
	<p>71232038 / Idle with Spring Loaded Steel Post - 38mm</p>	<i>Qty/Bag</i>	100
		<i>Qty/Ctn</i>	1,000
		<i>GW</i>	14.5 kgs.
		<i>CuFt</i>	1.90

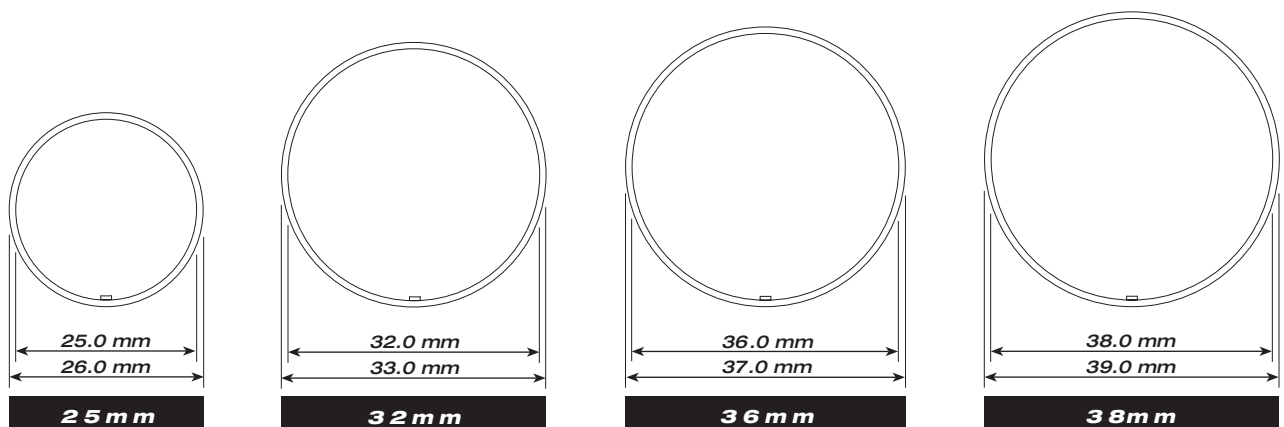
SPRING ROLLER SHADE

COMPONENTS



Component	Part Number / Description	Packing Information	
	70401025 / 25mm 325 Spring	Qty/Bag Qty/Ctn GW CuFt	200 200 18 kgs. 1.13
	70401125 / 25mm 455 Spring	Qty/Bag Qty/Ctn GW CuFt	100 100 14.5 kgs. 0.80
	70401032 / 32mm 455 Spring	Qty/Bag Qty/Ctn GW CuFt	50 50 10.6 kgs. 0.72
	70401036 / 36mm 455 Spring	Qty/Bag Qty/Ctn GW CuFt	50 50 11 kgs. 0.80
	70401038 / 38mm 455 Spring	Qty/Bag Qty/Ctn GW CuFt	50 50 11.5 kgs. 0.95
	70401100 / Crank Handle	Qty/Ctn GW CuFt	50 16.5 kgs. 1.07
	70411036 / Universal Bracket - 36mm	Sets/Ctn GW CuFt	400 16.2 kgs. 0.63
	70411060 / Universal Bracket - 60mm	Sets/Ctn GW CuFt	400 24.5 kgs. 0.89

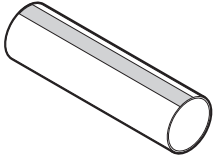
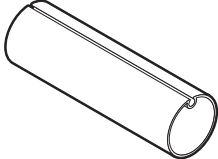
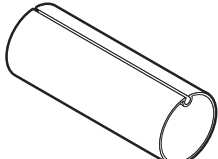
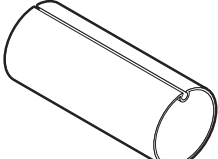
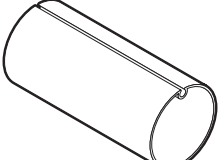
Component	Part Number / Description	Packing Information	
	<p>70301025 / Steel Tube - 25mm with double-sided adhesive tape</p>	Length	5 m
		Qty/Ctn	25 pcs.
		GW	37.50 kgs.
		CuFt	3.30
	<p>70301232 / Steel Tube - 32mm with double-sided adhesive tape</p>	Length	5 m
		Qty/Ctn	10 pcs.
		GW	22.5 kgs.
		CuFt	2.22
	<p>70302036 / Steel Tube - 36mm with double-sided adhesive tape</p>	Length	5 m
		Qty/Ctn	10 pcs.
		GW	26.5 kgs.
		CuFt	2.80
	<p>70302138 / Steel Tube - 38mm with double-sided adhesive tape</p>	Length	5 m
		Qty/Ctn	10 pcs.
		GW	30.25 kgs.
		CuFt	3.60

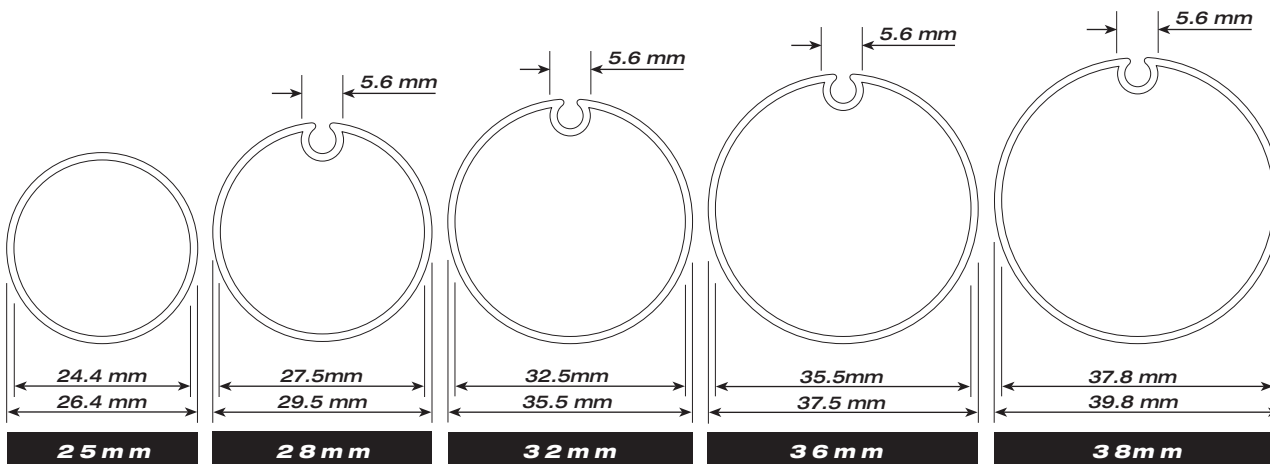




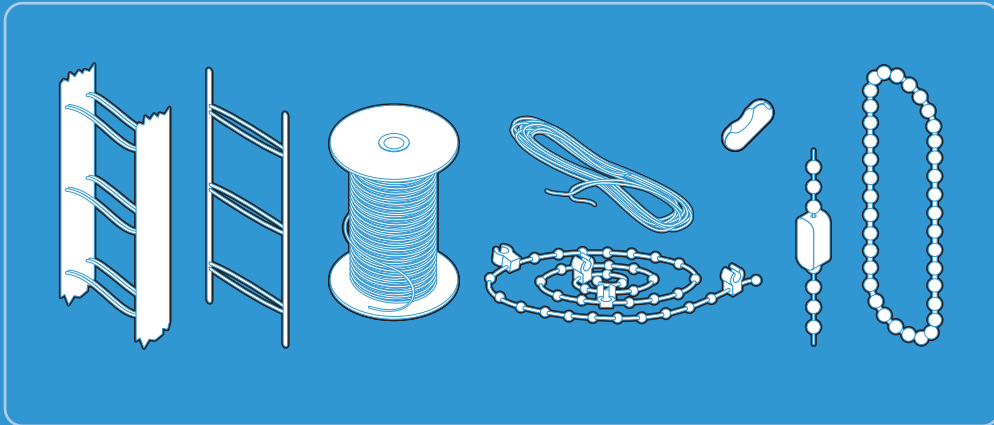
ROLLER SHADE

ALUMINUM TUBES


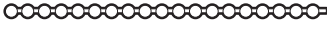
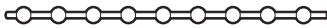
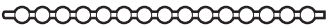
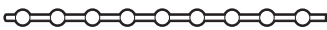
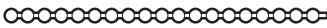


Component	Part Number / Description	Packing Information	
	71301025 / Aluminum Tube - 25mm	Length	5 m
		Qty/Ctn	25 pcs.
		GW	24 kgs.
		CuFt	3.39
	71301128 / Aluminum Tube - 28mm	Length	5 m
		Qty/Ctn	25 pcs.
		GW	
		CuFt	
	71301232 / Aluminum Tube - 32mm	Length	5 m
		Qty/Ctn	10 pcs.
		GW	21.5 kgs.
		CuFt	2.22
	71302036 / Aluminum Tube - 36mm	Length	5 m
		Qty/Ctn	10 pcs.
		GW	26.5 kgs.
		CuFt	3.45
	71302138 / Aluminum Tube - 38mm	Length	5 m
		Qty/Ctn	10 pcs.
		GW	24.4 kgs.
		CuFt	3.69



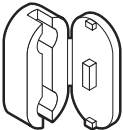
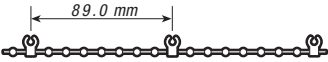
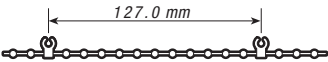


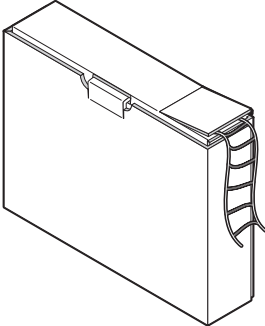
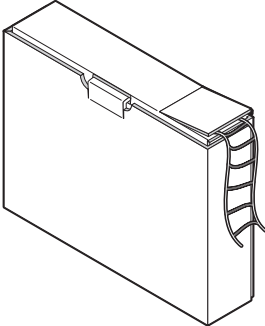
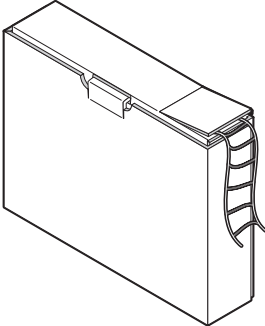
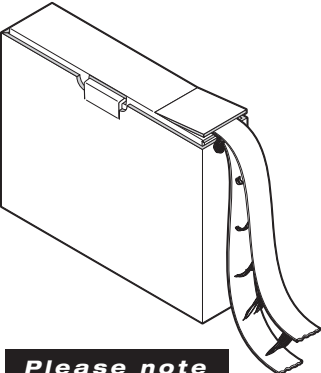
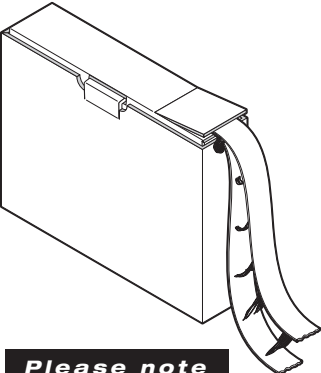
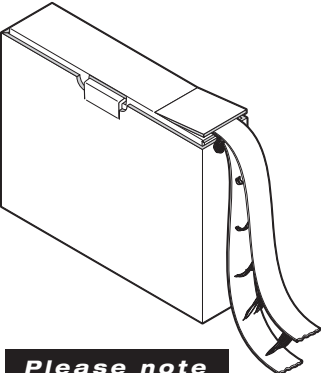
LADDERS, CORDS AND BEADED CHAIN



VENTANA

Component	Part Number / Description	Packing Information	
	60602000 / P12, Tilt Chain #6 - Plastic	Qty/Roll Qty/Ctn GW CuFt	300m 1,200m 10kgs. 1.30
	60602100 / P6, Tilt Chain #6 - Plastic	Qty/Roll Qty/Ctn GW CuFt	125m 1,000m 12.5 kgs. 1.30
	60602200 / P12, Tilt Chain #10 - Plastic	Qty/Roll Qty/Ctn GW CuFt	300m 1,200m 10 kgs. 1.30
	60602300 / P6, Tilt Chain #10 - Plastic	Qty/Roll Qty/Ctn GW CuFt	250m 1,000m 12.5 kgs. 1.30
	60603000 / P12, Tilt Chain #6 - Nickel plated steel	Qty/Roll Qty/Ctn GW CuFt	300m 1,200m 10 kgs. 1.30
	60603100 / P6, Tilt Chain #6 - Nickel plated steel	Qty/Roll Qty/Ctn GW CuFt	250m 1,000m 12.5 kgs. 1.30
	60603200 / P12, Tilt Chain #10 - Nickel plated steel	Qty/Roll Qty/Ctn GW CuFt	300m 1,200m 10 kgs. 1.30
	60603300 / P6, Tilt Chain #10 - Nickel plated steel	Qty/Roll Qty/Ctn GW CuFt	250m 1,000m 12.5 kgs. 1.30

Component	Part Number / Description	Packing Information	
	60604000 / Chain Connector #6 - Nickel Plated Steel	Qty/Bag	10,000
		Qty/Ctn	50,000
		GW	16 kgs.
		CuFt	0.80
	60605000 / Chain Connector #10 - Nickel Plated Steel	Qty/Bag	10,000
		Qty/Ctn	50,000
		GW	16 kgs.
		CuFt	0.80
	60604100 / Chain Connector #6 - Plastic	Qty/Bag	10,000
	60605100 / Chain Connector #10 - Plastic	Qty/Ctn	50,000
		GW	16 kgs.
		CuFt	0.80
	60901200 / Bottom Chain and Clip For 3.5" (89mm) fabric vanes.	Qty/Coil	500 m
		Qty/Ctn	4,000 m
		GW	14 kgs.
		CuFt	1.80
	60901300 / Bottom Chain and Clip For 5.0" (127mm) fabric vanes.	Qty/Coil	500 m
		Qty/Ctn	4,000 m
		GW	17 kgs.
		CuFt	2.10

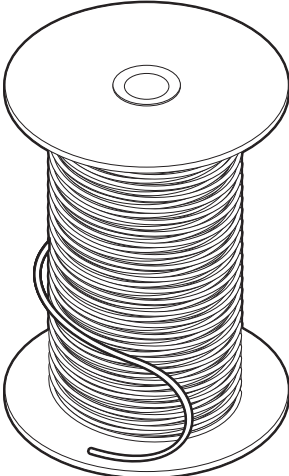
Component	Part Number / Description	Packing Information	
 <p>Please note When ordering please specify Specific Color, Pitch and Type.</p>	25001000 / 25mm Ladder - String	Qty/Box	500m
		Qty/Ctn	??m
		GW	14 kgs.
		CuFt	1.00
 <p>Please note When ordering please specify Specific Color, Pitch and Type.</p>	35001000 / 35mm Ladder - String	Qty/Box	500m
		Qty/Ctn	??m
		GW	19 kgs.
		CuFt	1.40
 <p>Please note When ordering please specify Specific Color, Pitch and Type.</p>	50001000 / 50mm Ladder - String	Qty/Box	500m
		Qty/Ctn	??m
		GW	28 kgs.
		CuFt	2.00
 <p>Please note When ordering please specify Specific Color, Pitch and Type.</p>	25002000 / 25mm Tape Ladder - Fabric	Qty/Box	400m*16
		Qty/Ctn	6,400m
		GW	18 kgs.
		CuFt	3.20
 <p>Please note When ordering please specify Specific Color, Pitch and Type.</p>	35002000 / 35mm Tape Ladder - Fabric	Qty/Box	200m*16
		Qty/Ctn	3,200m
		GW	14 kgs.
		CuFt	3.20
 <p>Please note When ordering please specify Specific Color, Pitch and Type.</p>	50002000 / 50mm Tape Ladder - Fabric	Qty/Box	200m *16
		Qty/Ctn	3,200m
		GW	20 kgs.
		CuFt	3.20

LADDERS, CORDS & BEADED CHAINS

COMPONENTS



VENTANA

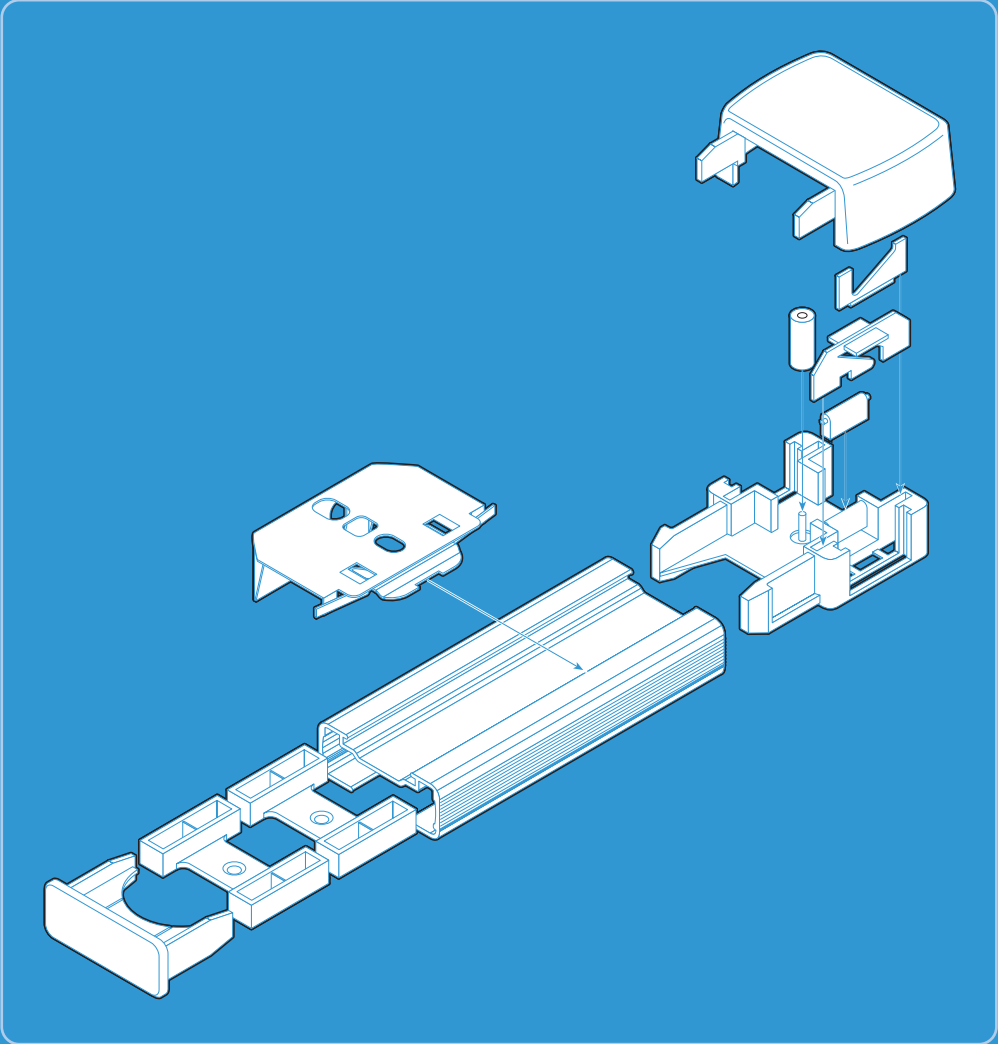
Component	Part Number / Description	Packing Information		
	60605009 / 0.9 mm Cord	Qty/Spool	1,000m	
		Qty/Ctn	10,000m	
		GW	30 kgs.	
		CuFt	1.70	
		60605010 / 1.0 mm Cord	Qty/Spool	1,000m
		Qty/Ctn	10,000m	
		GW	13.5 kgs.	
		CuFt	1.70	
		60605011 / 1.1 mm Cord	Qty/Spool	1,000m
		Qty/Ctn	10,000m	
	GW	13.5 kgs.		
	CuFt	1.70		
	60605012 / 1.2 mm Cord	Qty/Spool	1,000m	
	Qty/Ctn	1,200m		
	GW	13.5 kgs.		
	CuFt	1.70		
	60605014 / 1.4 mm Cord	Qty/Spool	500m	
	Qty/Ctn	12,000m		
	GW	22 kgs.		
	CuFt	1.77		
	60605016 / 1.6 mm Cord	Qty/Spool	500m	
	Qty/Ctn	8,000m		
	GW	20 kgs.		
	CuFt	1.70		
	60605018 / 1.8 mm Cord	Qty/Spool	500m	
	Qty/Ctn	10,000m		
	GW	30 kgs.		
	CuFt	2.10		
	60605020 / 2.0 mm Cord	Qty/Spool	500m	
	Qty/Ctn	6,000m		
	GW	23.2 kgs.		
	CuFt	1.875		
	60605022 / 2.2 mm Cord	Qty/Spool	500m	
	Qty/Ctn	4,000m		
	GW	24 kgs.		
	CuFt	2.30		
	60605024 / 2.4 mm Cord	Qty/Spool	500m	
	Qty/Ctn	4,000m		
	GW	24 kgs.		
	CuFt	2.30		
	60605026 / 2.6 mm Cord	Qty/Spool	500m	
	Qty/Ctn	4,000m		
	GW	25 kgs.		
	CuFt	2.30		

NOTE:

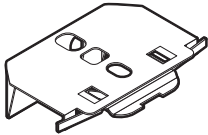
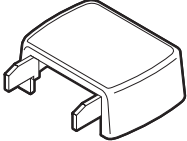
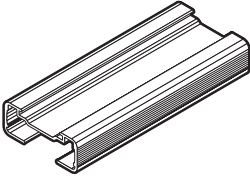
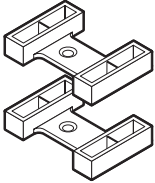
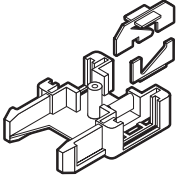
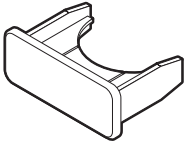
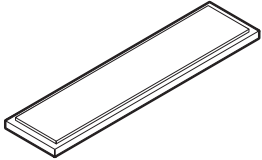
When ordering please
Specify Color

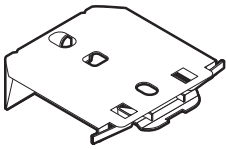
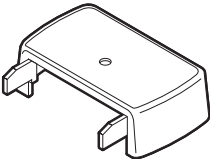
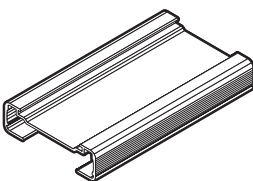
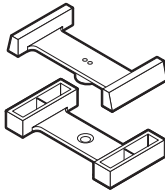
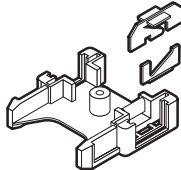
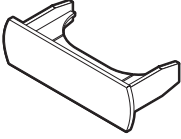
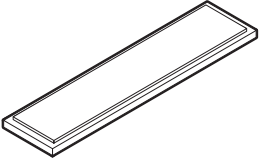
When ordering Traverse Cords
for Vertical Blinds please
Indicate on Purchase Order.

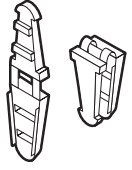
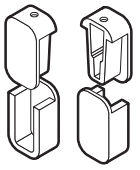
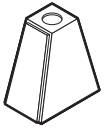
PLEATED SHADE
COMPONENTS



VENTANA

Component	Part Number / Description	Packing Information															
	<p>10015000 / Installation Bracket</p>	<p>Qty/Roll Qty/Ctn GW CuFt</p>															
	<p>10017xx / Cord Lock Cover</p> <table border="0"> <tr> <td>00 White</td> <td>05 Prism</td> <td>10 Blue</td> </tr> <tr> <td>01 Cream</td> <td>06 Grapevine</td> <td>11 Fern</td> </tr> <tr> <td>02 Pure White</td> <td>07 Azure</td> <td>12 Cashew</td> </tr> <tr> <td>03 Dusty Rose</td> <td>08 Dawn</td> <td>13 Sable</td> </tr> <tr> <td>04 Pink</td> <td>09 Light Grey</td> <td>14 Breeze</td> </tr> </table>	00 White	05 Prism	10 Blue	01 Cream	06 Grapevine	11 Fern	02 Pure White	07 Azure	12 Cashew	03 Dusty Rose	08 Dawn	13 Sable	04 Pink	09 Light Grey	14 Breeze	<p>Qty/Roll Qty/Ctn GW CuFt</p>
00 White	05 Prism	10 Blue															
01 Cream	06 Grapevine	11 Fern															
02 Pure White	07 Azure	12 Cashew															
03 Dusty Rose	08 Dawn	13 Sable															
04 Pink	09 Light Grey	14 Breeze															
	<p>10019035 / Head Rail- Steel</p>	<p>Qty/Roll Qty/Ctn GW CuFt</p>															
	<p>10003000 / Cord Guide</p>	<p>Qty/Roll Qty/Ctn GW CuFt</p>															
	<p>10012000 / Cord Lock - Base 5</p>	<p>Qty/Roll Qty/Ctn GW CuFt</p>															
	<p>100181xx / End Cap</p> <table border="0"> <tr> <td>00 White</td> <td>05 Prism</td> <td>10 Blue</td> </tr> <tr> <td>01 Cream</td> <td>06 Grapevine</td> <td>11 Fern</td> </tr> <tr> <td>02 Pure White</td> <td>07 Azure</td> <td>12 Cashew</td> </tr> <tr> <td>03 Dusty Rose</td> <td>08 Dawn</td> <td>13 Sable</td> </tr> <tr> <td>04 Pink</td> <td>09 Light Grey</td> <td>14 Breeze</td> </tr> </table>	00 White	05 Prism	10 Blue	01 Cream	06 Grapevine	11 Fern	02 Pure White	07 Azure	12 Cashew	03 Dusty Rose	08 Dawn	13 Sable	04 Pink	09 Light Grey	14 Breeze	<p>Qty/Roll Qty/Ctn GW CuFt</p>
00 White	05 Prism	10 Blue															
01 Cream	06 Grapevine	11 Fern															
02 Pure White	07 Azure	12 Cashew															
03 Dusty Rose	08 Dawn	13 Sable															
04 Pink	09 Light Grey	14 Breeze															
	<p>10035xxx / Bottom Weight - Nickel Plated Steel</p>	<p>Available in various sizes. Please specify length at time of order.</p>															

	<p>10006000 / Installation Bracket - Plastic</p>	<p>Qty/Roll Qty/Ctn GW CuFt</p>
	<p>100081xx / Cord Lock Cover - With Hole 00 White 05 Prism 10 Blue 01 Cream 06 Grapevine 11 Fern 02 Pure White 07 Azure 12 Cashew 03 Dusty Rose 08 Dawn 13 Sable 04 Pink 09 Light Grey 14 Breeze</p>	<p>Qty/Roll Qty/Ctn GW CuFt</p>
	<p>10020050 / Head Rail - Steel</p>	<p>Qty/Roll Qty/Ctn GW CuFt</p>
	<p>10003000 / Cord Guide - Plastic</p>	<p>Qty/Roll Qty/Ctn GW CuFt</p>
	<p>10002000 / Cord Lock - Base 5</p>	<p>Qty/Roll Qty/Ctn GW CuFt</p>
	<p>100090xx / End Cap 00 White 05 Prism 10 Blue 01 Cream 06 Grapevine 11 Fern 02 Pure White 07 Azure 12 Cashew 03 Dusty Rose 08 Dawn 13 Sable 04 Pink 09 Light Grey 14 Breeze</p>	<p>Qty/Roll Qty/Ctn GW CuFt</p>
	<p>10050xxx / Bottom Weight - Nickel Plated Steel</p>	<p>Available in various sizes. Please specify length at time of order.</p>

<i>Component</i>	<i>Part Number / Description</i>	<i>Packing Information</i>															
	<p>10001000 / Cord Equalizer Clip</p>	<p><i>Qty/Roll</i> <i>Qty/Ctn</i> <i>GW</i> <i>CuFt</i></p>															
	<p>100101xx / Cord Equalizer - With Hole</p> <table data-bbox="812 577 1161 701"> <tr> <td>00 White</td> <td>05 Prism</td> <td>10 Blue</td> </tr> <tr> <td>01 Cream</td> <td>06 Grapevine</td> <td>11 Fern</td> </tr> <tr> <td>02 Pure White</td> <td>07 Azure</td> <td>12 Cashew</td> </tr> <tr> <td>03 Dusty Rose</td> <td>08 Dawn</td> <td>13 Sable</td> </tr> <tr> <td>04 Pink</td> <td>09 Light Grey</td> <td>14 Breeze</td> </tr> </table>	00 White	05 Prism	10 Blue	01 Cream	06 Grapevine	11 Fern	02 Pure White	07 Azure	12 Cashew	03 Dusty Rose	08 Dawn	13 Sable	04 Pink	09 Light Grey	14 Breeze	<p><i>Qty/Roll</i> <i>Qty/Ctn</i> <i>GW</i> <i>CuFt</i></p>
00 White	05 Prism	10 Blue															
01 Cream	06 Grapevine	11 Fern															
02 Pure White	07 Azure	12 Cashew															
03 Dusty Rose	08 Dawn	13 Sable															
04 Pink	09 Light Grey	14 Breeze															
	<p>100111xx / Tassel - With Hole</p> <table data-bbox="787 798 1144 917"> <tr> <td>00 White</td> <td>05 Prism</td> <td>10 Blue</td> </tr> <tr> <td>01 Cream</td> <td>06 Grapevine</td> <td>11 Fern</td> </tr> <tr> <td>02 Pure White</td> <td>07 Azure</td> <td>12 Cashew</td> </tr> <tr> <td>03 Dusty Rose</td> <td>08 Dawn</td> <td>13 Sable</td> </tr> <tr> <td>04 Pink</td> <td>09 Light Grey</td> <td>14 Breeze</td> </tr> </table>	00 White	05 Prism	10 Blue	01 Cream	06 Grapevine	11 Fern	02 Pure White	07 Azure	12 Cashew	03 Dusty Rose	08 Dawn	13 Sable	04 Pink	09 Light Grey	14 Breeze	<p><i>Qty/Bag</i> <i>Qty/Ctn</i> <i>GW</i> <i>CuFt</i></p>
00 White	05 Prism	10 Blue															
01 Cream	06 Grapevine	11 Fern															
02 Pure White	07 Azure	12 Cashew															
03 Dusty Rose	08 Dawn	13 Sable															
04 Pink	09 Light Grey	14 Breeze															